



STATE OF MISSISSIPPI

BUDGET

FISCAL YEAR 1991

Appropriations Made by the Legislature for
Fiscal Year 1991 Compared With
Fiscal Year 1990 Appropriations

Calculated Funds Available for Funding Fiscal Year 1991 Budget

Compiled April 6, 1990

Joint Legislative Budget Committee
Central High Legislative Service Building
Jackson

STATE OF MISSISSIPPI
JOINT LEGISLATIVE BUDGET COMMITTEE

Brad Dye, Chairman
Lieutenant Governor

Tim Ford, Vice Chairman
Speaker, House of Representatives

Glen S. Deweese
President Pro Tempore

C. J. (Jack) Gordon, Jr.
Chairman, Senate Appropriations Committee

C. R. (Bob) Montgomery
Chairman, Senate Finance Committee

Senator Billy H. Thames

Cecil L. Simmons
Speaker Pro Tempore

Charles W. Capps, Jr.
Chairman, House Appropriations Committee

Thomas H. Walman
Chairman, House Ways and Means Committee

Representative Ed Buelow, Jr.

STAFF

Robert A. Greenlee, Director
Lee Lindell, Deputy Director

C O N T E N T S

State of Mississippi General Fund Budget Discussion	2
Chart - General Funds Available for Funding Fiscal Year 1991 Budget	4
Chart - Actual General Fund Budget by Major Expenditure Classification for Fiscal Year 1991	5
Schedule I - General Fund Appropriations - Fiscal Year 1991 Compared with Fiscal Year 1990	6
Schedule II - Special Fund Appropriations - Fiscal Year 1991 Compared with Fiscal Year 1990	10
Schedule IV - Total State Appropriations - Fiscal Year 1991	13

STATE OF MISSISSIPPI GENERAL FUND BUDGET
FOR FISCAL YEAR 1991

The Joint Legislative Budget Committee feels that an explanation of the General Fund receipts anticipated and appropriations authorized for Fiscal Year 1991, as well as the ending balance anticipated on June 30, 1991, should be made in examining the schedule found in the Fiscal Year 1991 Appropriations Bulletin.

As you will note from the schedule found on page three of the Bulletin, there is estimated that an unencumbered balance of \$388,249 will remain in the State Treasury on June 30, 1991.

Since only a portion of the funds provided by the Capital Expense and Development reappropriation will be expended during Fiscal Year 1991, the remaining balances will lapse to the State Treasury. Even though these lapsed funds will require reappropriation by the 1991 Legislature and must be considered encumbered or earmarked for a specific purpose, this lapse will add to the balance of \$388,249 reflected in the Bulletin. Historically, expenditure of Capital Expense and Development funds has usually never exceeded sixty percent (60%) of the amount appropriated during the first year of the authorization. It is necessary to reappropriate some Capital Expense and Development projects for a period of two or three years.

The Fiscal Year 1990 appropriated figures contained in this report are the amounts actually appropriated by the 1989 Legislature and Extraordinary Legislative Session of 1989 plus all deficits and additional appropriations by the 1990 Legislature.

Total current and deferred General Fund appropriations made by the 1990 Legislature amounted to \$2,016,044,464. The Legislature appropriated or authorized \$1,977,161,615 from Special Fund sources including Federal Funds for the operation of all General Fund agencies and functions during Fiscal Year 1991. The Fiscal Year 1991 budget is \$78,574,856 more than the Fiscal Year 1990 appropriated budget or an increase of 4.05%.

The General Fund budget increases and decreases by major categories as appropriated are for the following purposes:

	<u>INCREASE OR DECREASE</u>	<u>PERCENT OF TOTAL</u>
Public Education	\$ 22,244,581	28.31
Junior Colleges	1,449,544	1.85
Universities - Support	5,255,071	6.69
Other Higher Education Programs	<u>2,058,245</u>	<u>2.62</u>
TOTAL INCREASE FOR EDUCATION	\$ 31,007,441	39.47
Corrections	\$ 12,141,568	15.45
Social Welfare	21,059,600	26.80
Homestead Exemption Reimbursements	800,000	1.02
Agriculture and Commerce	395,421	0.50
Hospitals and Hospital Schools	4,623,600	5.88
Conservation	1,932,996	2.46
Net Miscellaneous Increase and Decrease	<u>6,614,230</u>	<u>8.42</u>
TOTAL INCREASE	\$ <u>78,574,856</u>	<u>100.00</u>

GENERAL FUNDS AVAILABLE FOR FUNDING FISCAL YEAR 1991 BUDGET
(All estimates are based on tax collection trends as of April 1, 1990)

Estimated General Fund Balance July 1, 1990	\$ 33,369,619 ¹
Projected Revenue FY 91	
Tax Commission Collections	\$ 1,905,600,000
Other Collections	<u>80,272,000</u>
TOTAL RECEIPTS FY 91 (Calculated)	<u>1,985,872,000*</u>
TOTAL FUNDS AVAILABLE FY 91 (Calculated)	\$ 2,019,241,619
Less: Total Current General Fund Appropriations	\$ 2,015,294,464
Total Deferred Appropriations	<u>750,000</u>
TOTAL CURRENT AND DEFERRED GENERAL FUND APPROPRIATIONS	\$ 2,016,044,464
Total Reappropriations from FY 90	<u>2,808,906</u>
TOTAL APPROPRIATIONS FY 91	<u>2,018,853,370</u>
Estimated General Fund Balance June 30, 1991 (Unencumbered)	\$ <u>388,249²</u>

NOTE: General Fund Balance is subject to adjustment after all FY 90 encumbrances have been paid thru 8-31-90.

¹Includes anticipated lapse available for funding reappropriations from FY 90 receipts of \$2,808,906.

²Balance is subject to change due to regular appropriation lapses and lapses of capital expense reappropriations which will be reappropriated from FY 91.

SCHEDULE I appearing in this report reflects the amount of General Funds required to operate each General Fund agency or program during FY 91 as compared to the funds required for FY 90.


SCHEDULE II appearing in this report shows the amount of Special Funds appropriated or authorized for the operation of each Special Fund agency during FY 91 as compared to the funds required for FY 90.

SCHEDULE IV appearing in this report reflects the Total State Appropriations for FY 1991 by General Funds appropriated and Special Funds and Federal Funds appropriated or authorized.

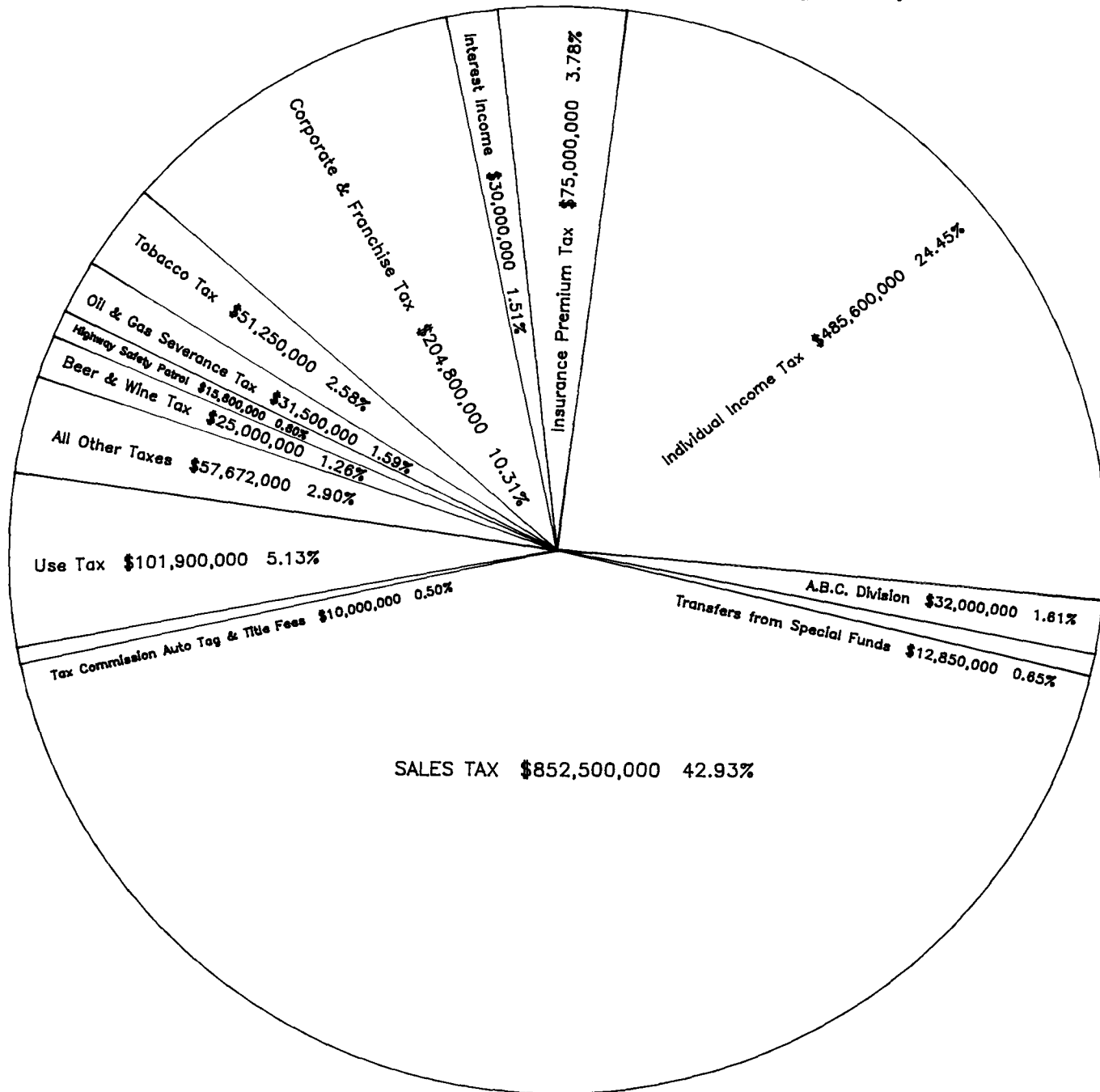
*REVENUE ADJUSTMENTS PASSED 1990 LEGISLATURE AFFECTING FY 91

<u>Provisions</u>	<u>Recurring</u>	<u>Non-Recurring</u>	<u>Total</u>	<u>I/C Coll.</u>	<u>Other Coll.</u>
Transfer from SF to GF, SB 2598	\$ -	\$ 8,350,000	\$ 8,350,000	\$ -	\$ 8,350,000
CDPA-Telephone Fund Transfer from SF to GF	-	500,000	500,000	-	500,000
Tax Comm.-Auditors Generated Revenue	4,500,000	-	4,500,000	4,500,000	-
Rental Increase-Office Space	222,000	-	222,000	-	222,000
Grand Gulf In-Lieu Payments, HB 1721	1,300,000	12,500,000	13,800,000	13,800,000	-
Riverboat Gambling, SB 2837	<u>1,300,000</u>	<u>-</u>	<u>1,300,000</u>	<u>1,300,000</u>	<u>-</u>
TOTAL	<u>\$ 7,322,000</u>	<u>\$21,350,000</u>	<u>\$28,672,000</u>	<u>\$19,600,000</u>	<u>\$ 9,072,000</u>

Submitted by:


Robert A. Greenlee, Director
Joint Legislative Budget Committee

GENERAL FUNDS AVAILABLE FOR FUNDING FISCAL YEAR 1991 BUDGET (EST.)



GENERAL FUNDS UNENCUMBERED JUNE 30, 1990
AVAILABLE FOR FUNDING FISCAL YEAR 1991
BUDGET (EST.)

\$ 32,981,370

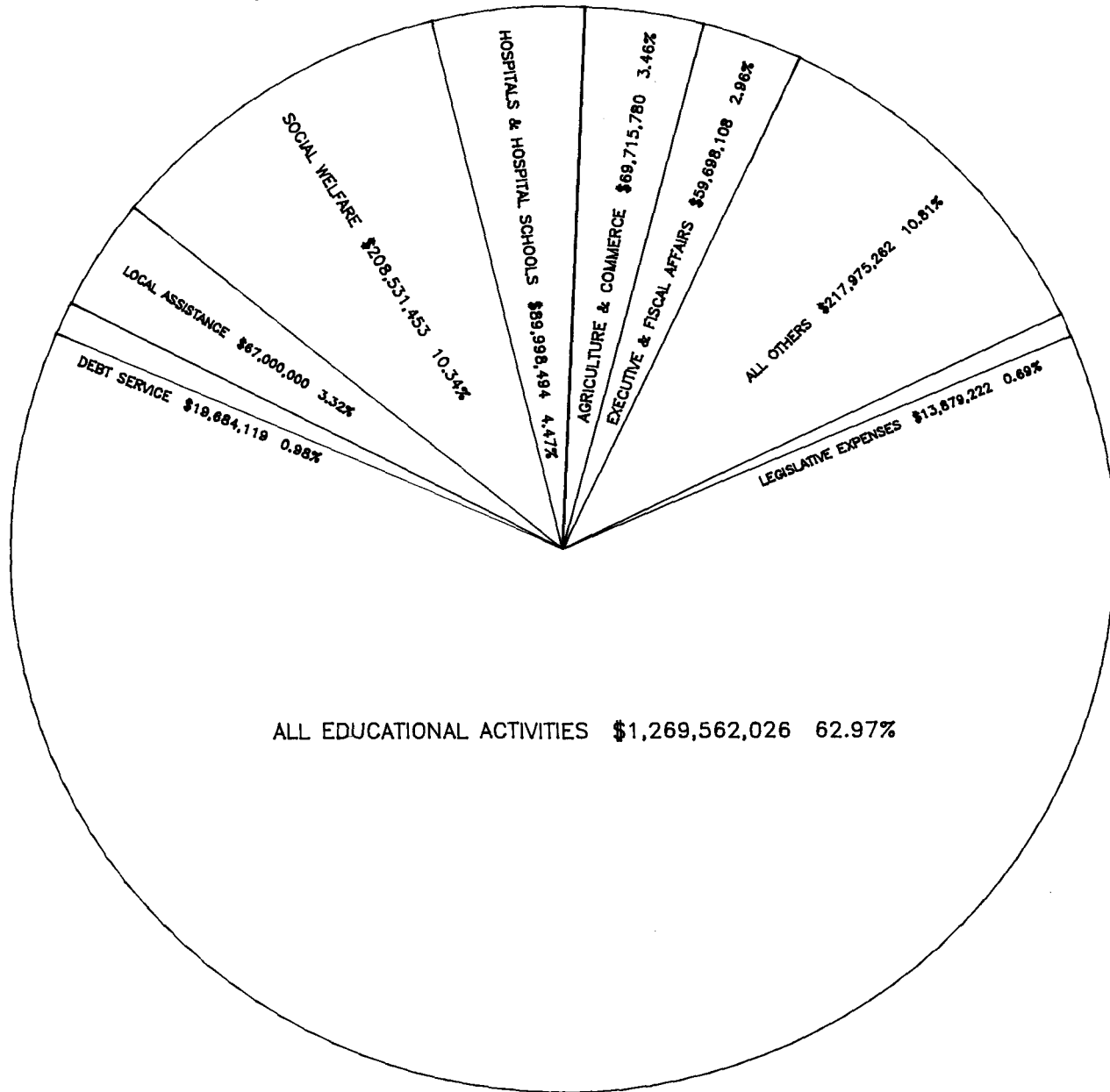
GENERAL FUND NET RECEIPTS FOR FISCAL
YEAR 1991 (EST.)

1,985,872,000

TOTAL GENERAL FUNDS AVAILABLE FOR
FUNDING FISCAL YEAR 1991 BUDGET (EST.)

\$ 2,018,853,370

ACTUAL GENERAL FUND APPROPRIATIONS BY MAJOR EXPENDITURE CLASSIFICATIONS FOR FISCAL YEAR 1991



TOTAL FOR FISCAL YEAR 1991

<p>\$ 2,016,044,464</p> <p style="padding-left: 40px;">2,808,906</p> <hr style="width: 100%;"/> <p>\$ 2,018,853,370</p> <hr style="width: 100%;"/>	<p>(100%) TOTAL CURRENT AND DEFERRED GENERAL FUND APPROPRIATIONS</p> <p>REAPPROPRIATIONS FROM FISCAL YEAR 1990</p> <p>TOTAL CURRENT AND DEFERRED GENERAL FUND APPROPRIATIONS AND REAPPROPRIATIONS</p>
--	---

SCHEDULE I
GENERAL FUND APPROPRIATIONS
FISCAL YEAR 1991 COMPARED WITH FISCAL YEAR 1990

1991 BILL NO.	NAME OF AGENCY	APPROPRIATIONS FY 1990	APPROPRIATIONS FISCAL 1991	INCREASE OR DECREASE	PERCENT OF INCREASE OR DECREASE	PERCENT OF TOTAL 1991 APPROPRIATION
PART I - GENERAL FUND AGENCIES						
LEGISLATIVE						
H1645	LEGISLATIVE BUDGET COMMITTEE, JOINT	1,288,599	1,287,893	706-	0.05-	
H1645	LEGISLATIVE EXPENSE - MONTHLY ALLOWANCE	1,454,250	1,454,250	0		
H1645	LEGISLATIVE EXPENSE - REGULAR	9,256,800	9,300,800	44,000	0.47	
H1645	LEGISLATIVE PEER COMMITTEE	1,240,485	1,293,965	53,480	4.31	
H1645	LEGISLATIVE REAPPORTIONMENT COMM, JOINT	240,801	390,935	150,134	62.34	
H1513	INTERSTATE COOPERATION, COMMISSION ON	122,163	129,479	7,316	5.98	
H1516	UNIFORM STATE LAWS, COMMISSION ON	11,400	21,900	10,500	92.10	
	TOTAL LEGISLATIVE	13,614,498	13,879,222	264,724	1.94	.68
JUDICIARY AND JUSTICE						
H1638	ATTORNEY GENERAL'S OFFICE	4,380,932	4,389,371	8,439	0.19	
S3180	D WALLS V WELFARE; US AMERICA V WELFA	2,302,290	0	2,302,290-	100.00-	
S3180	JONES CNTY BD OF EDUC V MENTAL HEALTH	25,000	0	25,000-	100.00-	
S3180	MARTIN V MABUS; KIRKSEY V MABUS	433,583	0	433,583-	100.00-	
S3190	OUTSIDE LEGAL ASSISTANCE	533,285	0	533,285-	100.00-	
H1554	CHAN, JUDGES, D.A.'S SALARIES & TRAVEL	12,409,734	12,456,004	46,270	0.37	
H1554	COMPULSORY ATTENDANCE COUNSELORS	2,237,826	2,619,984	382,158	17.07	
S3170	JUDICIAL PERFORMANCE COMMISSION	155,578	177,734	22,156	14.24	
H1644	SUPREME COURT SERVICES, OFFICE OF	3,257,214	3,817,667	560,453	17.20	
	TOTAL JUDICIARY AND JUSTICE	25,735,442	23,460,760	2,274,682-	8.83-	1.16
EXECUTIVE AND ADMINISTRATIVE						
CENTRAL DATA PROCESSING AUTHORITY						
S3195	SUPPORT(SEE ALSO SCHED II)	320,802	0	320,802-	100.00-	
S3195	SUPERCOMPUTER	1,500,000	1,000,000	500,000-	33.33-	
S3195	TELECOMMUNICATIONS(SEE ALSO SCHED II)	275,276	0	275,276-	100.00-	
S3159	ETHICS COMMISSION	361,078	377,466	16,388	4.53	
S3155	GOVERNOR'S MANSION	596,187	590,332	5,855-	0.98-	
S3157	GOVERNOR'S OFFICE - SUPPORT	1,900,396	1,815,625	84,771-	4.46-	
	EXECUTIVE CONTINGENT FUND	25,000	0	25,000-	100.00-	
H1514	SOUTHERN GROWTH POLICIES BOARD	25,275	25,275	0		
H1511	SOUTHERN STATES ENERGY BOARD	24,236	24,236	0		
	TOTAL EXECUTIVE AND ADMINISTRATIVE	5,028,250	3,832,934	1,195,316-	23.77-	.19
FISCAL AFFAIRS						
S3160	AUDIT, DEPARTMENT OF	4,862,858	4,936,946	74,088	1.52	
S3228	FINANCE & ADMINISTRATION - CONS	13,944,288	15,160,242	1,215,954	8.72	
	MISS HOME CORPORATION	200,000	0	200,000-	100.00-	
S3174	TAX COMM - SUPPORT & TELECOMMUNICATIONS	31,138,516	34,028,957	2,890,441	9.28	
S3154	LICENSE TAG COMMISSION	931,300	1,075,600	144,300	15.49	
S3198	TREASURER'S OFFICE, STATE	624,112	663,429	39,317	6.29	
	DEPOSITORY COMMISSION	600	0	600-	100.00-	
	TOTAL FISCAL AFFAIRS	51,701,674	55,865,174	4,163,500	8.05	2.77

SCHEDULE I
GENERAL FUND APPROPRIATIONS
FISCAL YEAR 1991 COMPARED WITH FISCAL YEAR 1990

1991 BILL NO.	NAME OF AGENCY	APPROPRIATIONS FY 1990	APPROPRIATIONS FISCAL 1991	INCREASE OR DECREASE	PERCENT OF INCREASE OR DECREASE	PERCENT OF TOTAL 1991 APPROPRIATION
PUBLIC EDUCATION						
EDUCATION, DEPARTMENT OF						
H1631	GEN EDUC PROGS & HB4 ADMIN	24,735,483	25,147,825	412,342	1.66	
H1597	CHICKASAW INTEREST	5,000,000	3,908,785	1,091,215-	21.82-	
H1633	MINIMUM PROGRAM	804,353,910	809,207,149	4,853,239	0.60	
H1632	SCHOOL FOR THE BLIND	2,480,529	2,672,440	191,911	7.73	
H1632	SCHOOL FOR THE DEAF	4,058,937	4,006,603	52,334-	1.28-	
H1631	UNIFORM MILLAGE ASSISTANCE GRANT PROG	0	16,049,189	16,049,189	100.00	
H1631	VOCATIONAL & TECHNICAL EDUCATION	47,474,730	47,664,269	189,539	0.39	
H1631	WRITING TO READ	0	1,500,000	1,500,000	100.00	
H1629	EDUCATIONAL TELEVISION AUTHORITY	5,507,860	5,719,801	211,941	3.84	
H1628	LIBRARY COMMISSION	4,748,136	4,728,105	20,031-	0.42-	
	TOTAL PUBLIC EDUCATION	898,359,585	920,604,166	22,244,581	2.47	45.66
HIGHER EDUCATION						
INSTITUTIONS OF HIGHER LEARNING						
S3145	BOARD OF TRUSTEES - ADMINISTRATIVE	1,542,298	1,562,834	20,536	1.33	
S3151	UNIVERSITIES - SUPPORT SUMMARY	191,901,097	197,156,168	5,255,071	2.73	
S3173	EDUC & RESEARCH CENTER - MAINT	1,082,168	1,121,205	39,037	3.60	
S3132	GULF COAST RESEARCH LABORATORY	3,020,215	3,050,968	30,753	1.01	
S3171	STUDENT FINANCIAL AID	2,183,709	2,188,439	4,730	0.21	
S3127	MSU - WATER RESOURCES RESEARCH INST	136,499	136,499	0		
S3149	UM - LAW RESEARCH INSTITUTE	321,690	322,251	561	0.17	
S3133	UM - MINERAL RESOURCES INSTITUTE	385,845	384,987	858-	0.22-	
S3129	UM - PHARMACEUTICAL RESEARCH LAB	1,541,725	1,566,626	24,901	1.61	
S3176	UM - MEDICAL CENTER CONSOLIDATED	65,119,968	67,026,076	1,906,108	2.92	
S3161	COMM & JR COLLEGES - ADMINISTRATIVE	263,909	296,386	32,477	12.30	
S3166	SUPPORT	72,695,877	74,145,421	1,449,544	1.99	
	TOTAL HIGHER EDUCATION	340,195,000	348,957,860	8,762,860	2.57	17.30
PUBLIC HEALTH						
H1620	HEALTH, STATE BOARD OF	20,331,604	23,293,107	2,961,503	14.56	
	TOTAL PUBLIC HEALTH	20,331,604	23,293,107	2,961,503	14.56	1.15
HOSPITALS AND HOSPITAL SCHOOLS						
S3172	MENTAL HEALTH, DEPT OF - CONSOLIDATED	85,374,894	89,998,494	4,623,600	5.41	
	TOTAL HOSPITALS AND HOSPITAL SCHOOLS	85,374,894	89,998,494	4,623,600	5.41	4.46
AGRICULTURE AND COMMERCE						
S3230	AGRICULTURE AND COMMERCE - SUPPORT	5,541,661	6,155,447	613,786	11.07	
S3230	GRAIN DIVISION	693,737	738,503	44,766	6.45	
S3175	PLANT INDUSTRY DIVISION	792,075	806,315	14,240	1.79	
S3179	ANIMAL HEALTH, BOARD OF	1,787,229	1,785,792	1,437-	0.08-	
S3224	ECONOMIC & COMMUNITY DEV, DEPT OF - CONS	11,965,331	10,263,918	1,701,413-	14.21-	
S3224	MAP CAMPAIGN	0	1,836,746	1,836,746	100.00	

SCHEDULE I
GENERAL FUND APPROPRIATIONS
FISCAL YEAR 1991 COMPARED WITH FISCAL YEAR 1990

1991 BILL NO.	NAME OF AGENCY	APPROPRIATIONS FY 1990	APPROPRIATIONS FISCAL 1991	INCREASE OR DECREASE	PERCENT OF INCREASE OR DECREASE	PERCENT OF TOTAL 1991 APPROPRIATION
AGRICULTURE AND COMMERCE CONT.						
S3226	FAIR & COLISUEM COMM - LIVESTOCK SHOW	151,000	163,500	12,500	8.27	
H1622	GULFPORT, MISS STATE PORT AUTHORITY AT	1,297,000	990,000	307,000-	23.67-	
S3169	MSU - AGRICULTURAL & FORESTRY EXPER STAT	16,519,831	16,825,823	305,992	1.85	
S3178	MSU - COOPERATIVE EXTENSION SERVICE	15,541,869	15,566,528	24,659	0.15	
S3130	MSU - FOREST PRODUCTS UTILIZATION LAB	2,428,437	2,442,808	14,371	0.59	
S3177	MSU - MISS STATE CHEMICAL LABORATORY	1,218,069	1,265,912	47,843	3.92	
S3147	MSU - VETERINARY SCHOOL	7,638,224	7,667,142	28,918	0.37	
S3128	UNIVERSITY RESEARCH CENTER	2,745,896	3,207,346	461,450	16.80	
	INSTITUTE OF TECHNOLOGY DEVELOPMENT	1,000,000	0	1,000,000-	100.00-	
TOTAL AGRICULTURE AND COMMERCE		69,320,359	69,715,780	395,421	0.57	3.45
CONSERVATION						
H1637	ARCHIVES & HISTORY, DEPARTMENT OF	3,342,508	3,428,424	85,916	2.57	
H1624	BEAUVOIR SHRINE	12,500	106,875	94,375	755.00	
H1630	ENVIRONMENTAL QUALITY, DEPARTMENT OF	8,722,282	9,142,323	420,041	4.81	
H1610	FORESTRY COMMISSION	15,312,299	15,463,191	150,892	0.98	
H1623	GRAND GULF MILITARY MONUMENT COMMISSION	76,468	83,675	7,207	9.42	
H1625	MISSISSIPPI RIVER PARKWAY COMMISSION	16,127	15,321	806-	4.99-	
H1608	SOIL & WATER CONSERVATION COMMISSION	421,563	416,054	5,509-	1.30-	
S3143	TENNESSEE-TOMBIGBEE WATERWAY DEV AUTH	90,000	85,500	4,500-	5.00-	
H1635	WILDLIFE, FISHERIES & PARKS DEPT - CONS	7,686,260	8,871,640	1,185,380	15.42	
H1635	BEAVER CONTROL PROGRAM	164,000	164,000	0		
TOTAL CONSERVATION		35,844,007	37,777,003	1,932,996	5.39	1.87
INSURANCE AND BANKING						
H1639	INSURANCE DEPARTMENT	1,495,955	967,497	528,458-	35.32-	
H1510	PUBLIC EMPL RETIR SYSTEM - TEACHERS	238,944	217,800	21,144-	8.84-	
TOTAL INSURANCE AND BANKING		1,734,899	1,185,297	549,602-	31.67-	.05
CORRECTIONS						
S3202	CORRECTIONS, DEPARTMENT OF	67,789,151	79,836,375	12,047,224	17.77	
S3203	PRISONER EXTRADITION FUND	5,000	5,000	0		
S3201	REIMBURSEMENT - LOCAL CONFINEMENT	3,793,430	3,887,774	94,344	2.48	
S3200	REWARDS - CAPTURE ESCAPED CONVICTS	5,000	5,000	0		
TOTAL CORRECTIONS		71,592,581	83,734,149	12,141,568	16.95	4.15
SOCIAL WELFARE						
H1621	MEDICAID COMMISSION	126,156,921	142,411,442	16,254,521	12.88	
H1626	HUMAN SERVICES, DEPT OF - CONSOLIDATED	59,614,932	66,096,623	6,481,691	10.87	
H1626	VRB - SPEC COMPENSATION PLAN	0	23,388	23,388	100.00	
S3196	WELFARE - CHILD SUPPORT PROG	1,700,000	0	1,700,000-	100.00-	
TOTAL SOCIAL WELFARE		187,471,853	208,531,453	21,059,600	11.23	10.34
MLTY, POLICE & VETS' AFFAIRS						
S3142	EMERGENCY MANAGEMENT AGENCY	565,770	654,456	88,686	15.67	
S3131	DISASTER RELIEF CONSOLIDATED	100,000	97,000	3,000-	3.00-	

SCHEDULE I
GENERAL FUND APPROPRIATIONS
FISCAL YEAR 1991 COMPARED WITH FISCAL YEAR 1990

1991 BILL NO.	NAME OF AGENCY	APPROPRIATIONS FY 1990	APPROPRIATIONS FISCAL 1991	INCREASE OR DECREASE	PERCENT OF INCREASE OR DECREASE	PERCENT OF TOTAL 1991 APPROPRIATION
	MLTY, POLICE & VETS' AFFAIRS					
	CONT.					
S3163	MILITARY DEPARTMENT - SUPPORT	3,011,787	3,017,819	6,032	0.20	
S3162	ARMORY CONSTRUCTION & MAINTENANCE	537,300	521,181	16,119-	3.00-	
	ARMORY CONSTRUCTION-REAPPROPRIATION	805,347	0	805,347-	100.00-	
S3163	EDUCATIONAL ASSISTANCE	485,000	460,643	24,357-	5.02-	
S3144	NARCOTICS, BUREAU OF	3,679,354	3,802,014	122,660	3.33	
S3229	HIGHWAY SAFETY PATROL, DIVISION OF	29,943,910	27,829,622	2,114,288-	7.06-	
S3229	CRIME LAB	1,528,013	2,203,395	675,382	44.20	
S3229	CRIME LAB - STATE MEDICAL EXAMINER	288,167	292,210	4,043	1.40	
S3229	LAW ENFORCEMENT OFFS' STDS/TRNG	1,118,032	1,100,223	17,809-	1.59-	
S3229	PUBLIC SAFETY PLANNING(SEE SCHED II)	0	0	0		
S3229	LAW ENFORCEMENT OFFICERS' TRNG ACAD	512,823	532,629	19,806	3.86	
S3229	SUPPORT SERVICES	0	4,279,567	4,279,567	100.00	
S3150	VETERANS' AFFAIRS BOARD	410,958	441,674	30,716	7.47	
H0905	VETERANS' MONUMENT COMMISSION	0	1,000	1,000	100.00	
	TOTAL MLTY, POLICE & VETS' AFFAIRS	42,986,461	45,233,433	2,246,972	5.22	2.24
	LOCAL ASSISTANCE					
H1512	HOMESTEAD EXEMPTION REIMBURSEMENT	66,200,000	67,000,000	800,000	1.20	
	TOTAL LOCAL ASSISTANCE	66,200,000	67,000,000	800,000	1.20	3.32
	MISCELLANEOUS					
H1641	ARTS COMMISSION	497,097	541,513	44,416	8.93	
H1515	TAX REFUNDS - AD VALOREM, EXCISE & INC	2,000,000	2,000,000	0		
	TOTAL MISCELLANEOUS	2,497,097	2,541,513	44,416	1.77	.12
	DEBT SERVICE					
S3152	BANK SERVICE CHARGE	30,000	30,000	0		
S3152	BONDS AND INTEREST	17,182,215	19,654,119	2,471,904	14.38	
	TOTAL DEBT SERVICE	17,212,215	19,684,119	2,471,904	14.36	.97
	TOTAL CURRENT GEN FD APPROP(RECURRING)	1,935,200,419	2,015,294,464	80,094,045	4.13	99.96
	CUR GEN FD APPROP (NON-RECURRING)					
	DISCRETIONARY (R&R, ETC)	1,519,189	0	1,519,189-	100.00-	
	TOTAL CUR GEN FD APPROP (NON-RECURRING)	1,519,189	0	1,519,189-	100.00-	
	TOTAL CURRENT GEN FD APPROP	1,936,719,608	2,015,294,464	78,574,856	4.05	99.96
	DEFERRED APPROPRIATIONS					
	AID TO MUNICIPALITIES	750,000	750,000	0		
	TOTAL DEFERRED APPROPRIATIONS	750,000	750,000	0		.03
	TOTAL CURRENT & DEFERRED GEN FD APPROP	1,937,469,608	2,016,044,464	78,574,856	4.05	100.00
	REAPPROPRIATIONS FROM FY 1990					
S3123	BLDG, BUR OF - CAP EXP - R & R - GEN FDS	0	2,808,906	2,808,906	100.00	
	TOTAL REAPPROPRIATIONS FROM FY 1990	0	2,808,906	2,808,906	100.00	
	TOTAL CURRENT & DEFERRED GEN FD APPROP & REAPPROP	1,937,469,608	2,018,853,370	81,383,762	4.20	

SCHEDULE II
SPECIAL FUND AGENCIES
FISCAL YEAR 1991 COMPARED WITH FISCAL YEAR 1990

1991 BILL NO.	NAME OF AGENCY	APPROPRIATIONS FY 1990	APPROPRIATIONS FISCAL 1991	INCREASE OR DECREASE	PERCENT OF INCREASE OR DECREASE	PERCENT OF TOTAL 1991 APPROPRIATION
PART II - SPECIAL FUND AGENCIES						
S3158	ACCOUNTANCY, BOARD OF	226,768	235,852	9,084	4.00	
H1577	AGRICULTURAL AVIATION BOARD	51,092	53,289	2,197	4.30	
AGRICULTURE AND COMMERCE						
S3165	EGG MARKETING BOARD	74,913	70,260	4,653-	6.21-	
S3164	FARMERS CENTRAL MARKET	352,918	341,540	11,378-	3.22-	
S3140	ARCHITECTURE, BOARD OF	141,538	150,773	9,235	6.52	
H1601	ATHLETIC COMMISSION	44,170	49,542	5,372	12.16	
S3223	BANKING & CONSUMER FINANCE - MAINT FUND	1,547,473	1,549,381	1,908	0.12	
S3222	CONSUMER FINANCE FUND	365,015	412,874	47,859	13.11	
H1602	BAR ADMISSIONS, BOARD OF	122,034	127,062	5,028	4.12	
H1579	BARBER EXAMINERS, BOARD OF	100,847	113,807	12,960	12.85	
CENTRAL DATA PROCESSING AUTH						
S3195	COMPUTER CENTER	7,469,680	8,315,638	845,958	11.32	
S3195	SUPPORT	0	362,297	362,297	100.00	
S3195	SYSTEMS POLICY & PLANNING	3,046,539	3,163,437	116,898	3.83	
S3195	TELECOMMUNICATIONS	0	284,074	284,074	100.00	
S3195	TELEPHONE FUND	7,048,289	7,034,702	13,587-	0.19-	
S3138	CHIROPRACTIC EXAMINERS, BOARD OF	27,367	35,900	8,533	31.17	
H1575	COAST COLISEUM COMMISSION	2,130,936	2,084,250	46,686-	2.19-	
H1609	COSMETOLOGY, BOARD OF	381,112	395,786	14,674	3.85	
S3141	DENTAL EXAMINERS, BOARD OF	187,458	199,674	12,216	6.51	
S3224	ECON & COMM DEV - RAIL REVITALIZATION	364,332	0	364,332-	100.00-	
S3220	EMPLOYMENT SECURITY COMMISSION	69,918,658	66,480,722	3,437,936-	4.91-	
S3220	ACQUIRE OR IMPROVE BUILDINGS	700,000	700,000	0	0.00	
S3220	ADMINISTRATION FUND	0	5,000,000	5,000,000	100.00	
S3220	SPECIAL ADMINISTRATION FD	1,520,382	1,520,382	0	0.00	
H1600	ENGINEERS & LAND SURVEYORS, BOARD OF	289,625	329,904	40,279	13.90	
S3168	FAIR & COLISEUM COMMISSION - SUPPORT	2,315,295	2,358,925	43,630	1.88	
S3226	DIXIE NATIONAL LIVESTOCK SHOW	506,234	606,234	100,000	19.75	
S3226	INDOOR TRACK - REPAIRS & RENOVATIONS	0	16,100	16,100	100.00	
FINANCE & ADMINISTRATION						
	CHARITY HOSPITAL CLOSEOUT	772,378	0	772,378-	100.00-	
S3228	DISASTER LOAN FUND - AIR TRANSPORT SV	34,400	145,000	110,600	321.51	
S3228	DISASTER LOAN FD - SAAS PROJECT	0	155,000	155,000	100.00	
S3228	SAAS PROJECT	322,925	639,966	317,041	98.17	
S3228	SAAS PLANNING	900,000	50,000	850,000-	94.44-	
H1607	FORESTERS, BOARD OF REGISTRATION FOR	20,900	16,400	4,500-	21.53-	
S3156	FUNERAL SERVICES, BOARD OF	95,014	96,564	1,550	1.63	
H1622	GULFPORT, MISS STATE PORT AUTHORITY AT	6,019,315	5,864,690	154,625-	2.56-	
H1626	HUMAN SVCS-VR BLIND - MCBRYDE EXPANSION	1,300,000	800,000	500,000-	38.46-	
INSTITUTIONS OF HIGHER LEARNING						
S3148	MSU - ALCOHOL SAFETY EDUCATION	942,899	916,849	26,050-	2.76-	

SCHEDULE II
SPECIAL FUND AGENCIES
FISCAL YEAR 1991 COMPARED WITH FISCAL YEAR 1990

1991 BILL NO.	NAME OF AGENCY	APPROPRIATIONS FY 1990	APPROPRIATIONS FISCAL 1991	INCREASE OR DECREASE	PERCENT OF INCREASE OR DECREASE
PART II - SPECIAL FUND AGENCIES		CONT.			
S3146	UM - STATE COURT EDUCATION PROGRAM	1,423,579	1,395,754	27,825-	1.95-
H1576	MEDICAL LICENSURE, BOARD OF	486,102	612,538	126,436	26.01
S3167	MENTAL HEALTH - ALCOHOL & DRUG MILITARY DEPARTMENT	2,712,332	2,716,376	4,044	0.14
S3163	ANG TRAINING SITE BASE OPERATIONS	914,379	1,005,843	91,464	10.00
S3163	CAMP SHELBY BASE OPERATIONS	14,989,000	15,813,106	824,106	5.49
S3163	CAMP SHELBY TIMBER	884,647	736,395	148,252-	16.75-
S3163	NATIONAL GUARD RECR & MISC	28,300	37,400	9,100	32.15
S3163	SERVICE CONTRACT	6,947,637	6,987,132	39,495	0.56
S3139	MOTOR VEHICLE COMMISSION	237,106	248,548	11,442	4.82
H1599	NURSING HOME ADMINISTRATORS, BD OF	91,736	96,179	4,443	4.84
H1580	NURSING, BOARD OF	603,107	651,527	48,420	8.02
H1598	OIL & GAS BOARD	1,692,127	1,948,663	256,536	15.16
H1573	OPTOMETRY, BOARD OF	38,800	41,800	3,000	7.73
H1595	PAT HARRISON WATERWAY DISTRICT	3,068,026	3,124,208	56,182	1.83
H1561	PEARL RIVER BASIN DEVELOPMENT DIST	2,330,959	1,673,137	657,822-	28.22-
H1562	PEARL RIVER VALLEY WATER SUPPLY DISTRICT	6,503,299	6,786,344	283,045	4.35
S3134	PERSONNEL BOARD	3,352,116	3,392,825	40,709	1.21
S3134	TRAINING FUND ACCOUNT	76,436	154,016	77,580	101.49
S3137	PHARMACY, BOARD OF	322,618	342,517	19,899	6.16
H1574	PHYSICAL THERAPY BOARD	15,780	18,980	3,200	20.27
S3122	POLYGRAPH EXAMINERS BOARD	11,320	11,320	0	0.00
S3135	PROFESSIONAL COUNSELOR LICENSING BD	18,700	25,750	7,050	37.70
H1572	PSYCHOLOGICAL EXAMINERS, BOARD OF	28,400	31,400	3,000	10.56
S2349	PUBLIC CONTRACTORS, BOARD OF	366,412	361,989	4,423-	1.20-
H1606	PUB EMPLOYEES' RETIREMENT SY-ADMIN/BLDG	4,057,358	4,723,187	665,829	16.41
S3229	PUBLIC SAFETY PLANNING	7,471,106	7,540,955	69,849	0.93
H1627	PUBLIC SERVICE COMMISSION	6,002,925	6,578,662	575,737	9.59
H1603	REAL ESTATE COMMISSION	645,197	689,645	44,448	6.88
H1604	SAVINGS ASSOCIATIONS, DEPARTMENT OF	249,700	263,119	13,419	5.37
S3136	SECRETARY OF STATE	4,657,666	4,771,336	113,670	2.44
H1640	STATE FIRE ACADEMY	1,540,893	1,691,556	150,663	9.77
H1563	TOMBIGBEE RIVER VALLEY WATER MGMT DIST	1,969,431	1,757,637	211,794-	10.75-
S3198	TREASURER'S OFF - INVESTING FUNDS	0	55,000	55,000	100.00
S3128	UNIVERSITY RESEARCH CENTER - MARIS	471,937	680,000	208,063	44.08
H1605	VETERANS' HOME PURCHASE BOARD	31,470,946	31,265,347	205,599-	0.65-
H1578	VETERANS' MEMORIAL STADIUM COMMISSION	1,102,090	842,057	260,033-	23.59-
S3197	VETERINARY EXAMINERS, BOARD OF	98,020	88,120	9,900-	10.09-
S3221	WORKERS' COMPENSATION COMMISSION, MISS	2,997,778	3,101,900	104,122	3.47
H1560	YELLOW CREEK INLAND PORT AUTHORITY	2,485,800	969,731	1,516,069-	60.98-
TOTAL PART II - SPECIAL FUND AGENCIES		221,704,271	223,908,873	2,204,602	0.99
PART III - STATE HIGHWAY DEPT					
H1646	HIGHWAY DEPT - ADMIN/CONSTRUCTION	450,996,805	482,039,351	31,042,546	6.88

SCHEDULE II
SPECIAL FUND AGENCIES
FISCAL YEAR 1991 COMPARED WITH FISCAL YEAR 1990

1991 BILL NO.	NAME OF AGENCY	APPROPRIATIONS FY 1990	APPROPRIATIONS FISCAL 1991	INCREASE OR DECREASE	PERCENT OF INCREASE OR DECREASE
PART III - STATE HIGHWAY DEPT CONT.					
H1646	STATEWIDE LITTER PREVENTION PROG	200,000	200,000	0	0.00
S3227	STATE AID ROAD DIV - ADMIN/CONST	74,431,194	63,147,487	11,283,707-	15.15-
	TOTAL PART III - STATE HIGHWAY DEPT	525,627,999	545,386,838	19,758,839	3.75
	TOTAL SPECIAL FD APPROP (RECURRING)	747,332,270	769,295,711	21,963,441	2.93
	SPECIAL FD APPROP (NON-RECURRING)				
	FED REV SHARING FDS - CAP EXP & R/R	194,954	0	194,954-	100.00-
	DISCRETIONARY (R&R, ETC)	1,775,873	0	1,775,873-	100.00-
	TOTAL SPECIAL FD APPROP (NON-RECURRING)	1,970,827	0	1,970,827-	100.00-
	TOTAL SPECIAL FUND REG APPROPRIATION	749,303,097	769,295,711	19,992,614	2.66
	REAPPROPRIATIONS FROM FY 1990				
S3121	BLDG, BUR OF-CAP EXP-R & R-SPEC FD	0	585,370	585,370	100.00
	TOTAL REAPPROPRIATIONS FROM FY 1990	0	585,370	585,370	100.00
	TOTAL SPECIAL FUND APPROP & REAPPROPRIATIONS	749,303,097	769,881,081	20,577,984	2.74

SCHEDULE IV
FISCAL YEAR 1991 TOTAL STATE APPROPRIATIONS

BILL NO.	NAME OF AGENCY	GENERAL FUNDS	SPECIAL FUNDS			TOTAL APPROPRIATIONS
			FEDERAL FUNDS	OTHER SPECIAL FUNDS	TOTAL SPECIAL FUNDS	
PART I - GENERAL FUND AGENCIES						
LEGISLATIVE						
H1645	LEGISLATIVE BUDGET COMMITTEE, JOINT	1,287,893	0	0	0	1,287,893
H1645	LEGISLATIVE EXPENSE - MONTHLY ALLOWANCE	1,454,250	0	0	0	1,454,250
H1645	LEGISLATIVE EXPENSE - REGULAR	9,300,800	0	0	0	9,300,800
H1645	LEGISLATIVE PEER COMMITTEE	1,293,965	0	0	0	1,293,965
H1645	LEGISLATIVE REAPPORTIONMENT COMM, JOINT	390,935	0	0	0	390,935
H1513	INTERSTATE COOPERATION, COMMISSION ON	129,479	0	0	0	129,479
H1516	UNIFORM STATE LAWS, COMMISSION ON	21,900	0	0	0	21,900
	TOTAL LEGISLATIVE	13,879,222	0	0	0	13,879,222
JUDICIARY AND JUSTICE						
H1638	ATTORNEY GENERAL'S OFFICE	4,389,371	849,646	2,389,977	3,239,623	7,628,994
H1554	CHAN, JUDGES, D.A.'S SALARIES & TRAVEL	12,456,004	0	0	0	12,456,004
H1554	COMPULSORY ATTENDANCE COUNSELORS	2,619,984	0	0	0	2,619,984
S3170	JUDICIAL PERFORMANCE COMMISSION	177,734	0	0	0	177,734
H1644	SUPREME COURT SERVICES, OFFICE OF	3,817,667	0	1,131,816	1,131,816	4,949,483
	TOTAL JUDICIARY AND JUSTICE	23,460,760	849,646	3,521,793	4,371,439	27,832,199
EXECUTIVE AND ADMINISTRATIVE						
CENTRAL DATA PROCESSING AUTHORITY						
S3195	SUPERCOMPUTER	1,000,000	0	500,000	500,000	1,500,000
S3159	ETHICS COMMISSION	377,466	0	0	0	377,466
S3155	GOVERNOR'S MANSION	590,332	0	0	0	590,332
S3157	GOVERNOR'S OFFICE - SUPPORT	1,815,625	0	0	0	1,815,625
H1514	SOUTHERN GROWTH POLICIES BOARD	25,275	0	0	0	25,275
H1511	SOUTHERN STATES ENERGY BOARD	24,236	0	0	0	24,236
	TOTAL EXECUTIVE AND ADMINISTRATIVE	3,832,934	0	500,000	500,000	4,332,934
FISCAL AFFAIRS						
S3160	AUDIT, DEPARTMENT OF	4,936,946	0	3,721,340	3,721,340	8,658,286
S3228	FINANCE & ADMINISTRATION - CONS	15,160,242	200,000	6,086,094	6,286,094	21,446,336
S3174	TAX COMM - SUPPORT & TELECOMMUNICATIONS	34,028,957	0	1,435,749	1,435,749	35,464,706
S3154	LICENSE TAG COMMISSION	1,075,600	0	0	0	1,075,600
S3198	TREASURER'S OFFICE, STATE	663,429	0	577,610	577,610	1,241,039
	TOTAL FISCAL AFFAIRS	55,865,174	200,000	11,820,793	12,020,793	67,885,967
PUBLIC EDUCATION						
EDUCATION, DEPARTMENT OF						
H1631	GEN EDUC PROGS & HB4 ADMIN	25,147,825	285,668,152	5,633,216	291,301,368	316,449,193
H1597	CHICKASAW INTEREST	3,908,785	0	0	0	3,908,785
H1633	MINIMUM PROGRAM	809,207,149	0	0	0	809,207,149
H1632	SCHOOL FOR THE BLIND	2,672,440	197,991	0	197,991	2,870,431
H1632	SCHOOL FOR THE DEAF	4,006,603	477,933	0	477,933	4,484,536
H1631	UNIFORM MILLAGE ASSISTANCE GRANT PROG	16,049,189	0	0	0	16,049,189
H1631	VOCATIONAL & TECHNICAL EDUCATION	47,664,269	13,137,082	0	13,137,082	60,801,351

SCHEDULE IV
FISCAL YEAR 1991 TOTAL STATE APPROPRIATIONS

SPECIAL FUNDS

BILL NO.	NAME OF AGENCY	GENERAL FUNDS	SPECIAL FUNDS			TOTAL APPROPRIATIONS
			FEDERAL FUNDS	OTHER SPECIAL FUNDS	TOTAL SPECIAL FUNDS	
PUBLIC EDUCATION						
	CONT.					
H1631	WRITING TO READ	1,500,000	0	0	0	1,500,000
H1629	EDUCATIONAL TELEVISION AUTHORITY	5,719,801	19,400	1,714,961	1,734,361	7,454,162
H1628	LIBRARY COMMISSION	4,728,105	2,099,027	0	2,099,027	6,827,132
	TOTAL PUBLIC EDUCATION	920,604,166	301,599,585	7,348,177	308,947,762	1,229,551,928
HIGHER EDUCATION						
INSTITUTIONS OF HIGHER LEARNING						
S3145	BOARD OF TRUSTEES - ADMINISTRATIVE	1,562,834	461,299	110,381	571,680	2,134,514
S3151	UNIVERSITIES - SUPPORT SUMMARY	197,156,168	28,500	123,094,851	123,123,351	320,279,519
S3173	EDUC & RESEARCH CENTER - MAINT	1,121,205	0	144,247	144,247	1,265,452
S3132	GULF COAST RESEARCH LABORATORY	3,050,968	2,145,393	908,721	3,054,114	6,105,082
S3171	STUDENT FINANCIAL AID	2,188,439	810,424	1,125,400	1,935,824	4,124,263
S3127	MSU - WATER RESOURCES RESEARCH INST	136,499	105,130	73,761	178,891	315,390
S3149	UM - LAM RESEARCH INSTITUTE	322,251	135,094	20,000	155,094	477,345
S3133	UM - MINERAL RESOURCES INSTITUTE	384,987	1,518,259	522,000	2,040,259	2,425,246
S3129	UM - PHARMACEUTICAL RESEARCH LAB	1,566,626	2,859,892	793,144	3,653,036	5,219,662
S3176	UM - MEDICAL CENTER CONSOLIDATED	67,026,076	25,153,417	89,985,082	115,138,499	182,164,575
S3161	COMM & JR COLLEGES - ADMINISTRATIVE	296,386	0	154,205	154,205	450,591
S3166	SUPPORT	74,145,421	9,711,569	87,329,289	97,040,858	171,186,279
	TOTAL HIGHER EDUCATION	348,957,860	42,928,977	304,261,081	347,190,058	696,147,918
PUBLIC HEALTH						
H1620	HEALTH, STATE BOARD OF	23,293,107	60,832,817	44,533,767	105,366,584	128,659,691
	TOTAL PUBLIC HEALTH	23,293,107	60,832,817	44,533,767	105,366,584	128,659,691
HOSPITALS AND HOSPITAL SCHOOLS						
S3172	MENTAL HEALTH, DEPT OF - CONSOLIDATED	89,998,494	21,043,288	60,845,241	81,888,529	171,887,023
	TOTAL HOSPITALS AND HOSPITAL SCHOOLS	89,998,494	21,043,288	60,845,241	81,888,529	171,887,023
AGRICULTURE AND COMMERCE						
S3230	AGRICULTURE AND COMMERCE - SUPPORT	6,155,447	1,374,989	644,906	2,019,895	8,175,342
S3230	GRAIN DIVISION	738,503	0	0	0	738,503
S3175	PLANT INDUSTRY DIVISION	806,315	315,841	155,162	471,003	1,277,318
S3179	ANIMAL HEALTH, BOARD OF	1,785,792	490,096	443,873	933,969	2,719,761
S3224	ECONOMIC & COMMUNITY DEV, DEPT OF - CONS	10,263,918	259,242	107,004,805	107,264,047	117,527,965
S3224	MAP CAMPAIGN	1,836,746	0	0	0	1,836,746
S3226	FAIR & COLISUEM COMM - LIVESTOCK SHOW	163,500	0	0	0	163,500
H1622	GULFPORT, MISS STATE PORT AUTHORITY AT	990,000	0	0	0	990,000
S3169	MSU - AGRICULTURAL & FORESTRY EXPR STAT	16,825,823	4,338,706	3,523,000	7,861,706	24,687,529
S3178	MSU - COOPERATIVE EXTENSION SERVICE	15,566,528	8,360,625	2,004,000	10,364,625	25,931,153
S3130	MSU - FOREST PRODUCTS UTILIZATION LAB	2,442,808	76,000	30,000	106,000	2,548,808
S3177	MSU - MISS STATE CHEMICAL LABORATORY	1,265,912	0	450,000	450,000	1,715,912
S3147	MSU - VETERINARY SCHOOL	7,667,142	0	1,560,000	1,560,000	9,227,142
S3128	UNIVERSITY RESEARCH CENTER	3,207,346	0	310,487	310,487	3,517,833
	TOTAL AGRICULTURE AND COMMERCE	69,715,780	15,215,499	116,126,233	131,341,732	201,057,512

SCHEDULE IV
FISCAL YEAR 1991 TOTAL STATE APPROPRIATIONS

BILL NO.	NAME OF AGENCY	GENERAL FUNDS	SPECIAL FUNDS			TOTAL APPROPRIATIONS
			FEDERAL FUNDS	OTHER SPECIAL FUNDS	TOTAL SPECIAL FUNDS	
CONSERVATION						
H1637	ARCHIVES & HISTORY, DEPARTMENT OF	3,428,424	432,770	865,517	1,298,287	4,726,711
H1624	BEAUVOIR SHRINE	106,875	0	0	0	106,875
H1630	ENVIRONMENTAL QUALITY, DEPARTMENT OF	9,142,323	20,203,130	15,519,117	35,722,247	44,864,570
H1610	FORESTRY COMMISSION	15,463,191	850,000	9,322,285	10,172,285	25,635,476
H1623	GRAND GULF MILITARY MONUMENT COMMISSION	83,675	0	44,446	44,446	128,121
H1625	MISSISSIPPI RIVER PARKWAY COMMISSION	15,321	0	0	0	15,321
H1608	SOIL & WATER CONSERVATION COMMISSION	416,054	366,741	1,000,000	1,366,741	1,782,795
S3143	TENNESSEE-TOMBIGBEE WATERWAY DEV AUTH	85,500	0	236,775	236,775	322,275
H1635	WILDLIFE, FISHERIES & PARKS DEPT - CONS	8,871,640	5,269,706	20,692,707	25,962,413	34,834,053
H1635	BEAVER CONTROL PROGRAM	164,000	0	250,000	250,000	414,000
	TOTAL CONSERVATION	37,777,003	27,122,347	47,930,847	75,053,194	112,830,197
INSURANCE AND BANKING						
H1639	INSURANCE DEPARTMENT	967,497	0	2,034,321	2,034,321	3,001,818
H1510	PUBLIC EMPL RETIR SYSTEM - TEACHERS	217,800	0	0	0	217,800
	TOTAL INSURANCE AND BANKING	1,185,297	0	2,034,321	2,034,321	3,219,618
CORRECTIONS						
S3202	CORRECTIONS, DEPARTMENT OF	79,836,375	79,047	4,888,214	4,967,261	84,803,636
S3203	PRISONER EXTRADITION FUND	5,000	0	0	0	5,000
S3201	REIMBURSEMENT - LOCAL CONFINEMENT	3,887,774	0	0	0	3,887,774
S3200	REWARDS - CAPTURE ESCAPED CONVICTS	5,000	0	0	0	5,000
	TOTAL CORRECTIONS	83,734,149	79,047	4,888,214	4,967,261	88,701,410
SOCIAL WELFARE						
H1621	MEDICAID COMMISSION	142,411,442	562,999,863	2,000,000	564,999,863	707,411,305
H1626	HUMAN SERVICES, DEPT OF - CONSOLIDATED	66,096,623	273,170,957	43,056,342	316,227,299	382,323,922
H1626	VRB - SPEC COMPENSATION PLAN	23,388	118,105	3,777	121,882	145,270
	TOTAL SOCIAL WELFARE	208,531,453	836,288,925	45,060,119	881,349,044	1,089,880,497
MLTY, POLICE & VETS' AFFAIRS						
S3142	EMERGENCY MANAGEMENT AGENCY	654,456	1,817,918	352,324	2,170,242	2,824,698
S3131	DISASTER RELIEF CONSOLIDATED	97,000	5,480,000	180,000	5,660,000	5,757,000
S3163	MILITARY DEPARTMENT - SUPPORT	3,017,819	0	5,000	5,000	3,022,819
S3162	ARMORY CONSTRUCTION & MAINTENANCE	521,181	0	0	0	521,181
S3163	EDUCATIONAL ASSISTANCE	460,643	0	0	0	460,643
S3144	MARCOTICS, BUREAU OF	3,802,014	308,569	123,685	432,254	4,234,268
S3229	HIGHWAY SAFETY PATROL, DIVISION OF	27,829,622	898,189	364,000	1,262,189	29,091,811
S3229	CRIME LAB	2,203,395	0	194,970	194,970	2,398,365
S3229	CRIME LAB - STATE MEDICAL EXAMINER	292,210	0	0	0	292,210
S3229	LAW ENFORCEMENT OFFS' STDS/TRNG	1,100,223	0	0	0	1,100,223
S3229	LAW ENFORCEMENT OFFICERS' TRNG ACAD	532,629	0	768,468	768,468	1,301,097
S3229	SUPPORT SERVICES	4,279,567	0	266,000	266,000	4,545,567
S3150	VETERANS' AFFAIRS BOARD	441,674	1,440,459	1,636,778	3,077,237	3,518,911

SCHEDULE IV
FISCAL YEAR 1991 TOTAL STATE APPROPRIATIONS

BILL NO.	NAME OF AGENCY	GENERAL FUNDS	SPECIAL FUNDS			TOTAL APPROPRIATIONS
			FEDERAL FUNDS	OTHER SPECIAL FUNDS	TOTAL SPECIAL FUNDS	
MLTY, POLICE & VETS' AFFAIRS CONT.						
H0905	VETERANS' MONUMENT COMMISSION	1,000	0	0	0	1,000
	TOTAL MLTY, POLICE & VETS' AFFAIRS	45,233,433	9,945,135	3,891,225	13,836,360	59,069,793
LOCAL ASSISTANCE						
H1512	HOMESTEAD EXEMPTION REIMBURSEMENT	67,000,000	0	0	0	67,000,000
	TOTAL LOCAL ASSISTANCE	67,000,000	0	0	0	67,000,000
MISCELLANEOUS						
H1641	ARTS COMMISSION	541,513	475,322	0	475,322	1,016,835
H1515	TAX REFUNDS - AD VALOREM, EXCISE & INC	2,000,000	0	0	0	2,000,000
	TOTAL MISCELLANEOUS	2,541,513	475,322	0	475,322	3,016,835
DEBT SERVICE						
S3152	BANK SERVICE CHARGE	30,000	0	0	0	30,000
S3152	BONDS AND INTEREST	19,654,119	0	7,819,216	7,819,216	27,473,335
	TOTAL DEBT SERVICE	19,684,119	0	7,819,216	7,819,216	27,503,335
	TOTAL CURRENT GEN FD APPROP	2,015,294,464	1,316,580,588	660,581,027	1,977,161,615	3,992,456,079
DEFERRED APPROPRIATIONS						
	AID TO MUNICIPALITIES	750,000	0	0	0	750,000
	TOTAL DEFERRED APPROPRIATIONS	750,000	0	0	0	750,000
	TOTAL CURRENT & DEFERRED GEN FD APPROP	2,016,044,464	1,316,580,588	660,581,027	1,977,161,615	3,993,206,079
REAPPROPRIATIONS FROM FY 1990						
S3123	BLDG, BUR OF - CAP EXP - R & R - GEN FDS	2,808,906	0	0	0	2,808,906
	TOTAL REAPPROPRIATIONS FROM FY 1990	2,808,906	0	0	0	2,808,906
	TOTAL CURRENT & DEFERRED GEN FD APPROP & REAPPR	2,018,853,370	1,316,580,588	660,581,027	1,977,161,615	3,996,014,985
PART II - SPECIAL FUND AGENCIES						
S3158	ACCOUNTANCY, BOARD OF	0	0	235,852	235,852	235,852
H1577	AGRICULTURAL AVIATION BOARD	0	0	53,289	53,289	53,289
AGRICULTURE AND COMMERCE						
S3165	EGG MARKETING BOARD	0	0	70,260	70,260	70,260
S3164	FARMERS CENTRAL MARKET	0	0	341,540	341,540	341,540
S3140	ARCHITECTURE, BOARD OF	0	0	150,773	150,773	150,773
H1601	ATHLETIC COMMISSION	0	0	49,542	49,542	49,542
S3223	BANKING & CONSUMER FINANCE - MAINT FUND	0	0	1,549,381	1,549,381	1,549,381
S3222	CONSUMER FINANCE FUND	0	0	412,874	412,874	412,874
H1602	BAR ADMISSIONS, BOARD OF	0	0	127,062	127,062	127,062
H1579	BARBER EXAMINERS, BOARD OF	0	0	113,807	113,807	113,807
CENTRAL DATA PROCESSING AUTH						
S3195	COMPUTER CENTER	0	0	8,315,638	8,315,638	8,315,638
S3195	SUPPORT	0	0	362,297	362,297	362,297
S3195	SYSTEMS POLICY & PLANNING	0	0	3,163,437	3,163,437	3,163,437
S3195	TELECOMMUNICATIONS	0	0	284,074	284,074	284,074
S3195	TELEPHONE FUND	0	0	7,034,702	7,034,702	7,034,702

SCHEDULE IV
FISCAL YEAR 1991 TOTAL STATE APPROPRIATIONS

BILL NO.	NAME OF AGENCY	GENERAL FUNDS	SPECIAL FUNDS			TOTAL APPROPRIATIONS
			FEDERAL FUNDS	OTHER SPECIAL FUNDS	TOTAL SPECIAL FUNDS	
PART II - SPECIAL FUND AGENCIES CONT.						
S3138	CHIROPRACTIC EXAMINERS, BOARD OF	0	0	35,900	35,900	35,900
H1575	COAST COLISEUM COMMISSION	0	0	2,084,250	2,084,250	2,084,250
H1609	COSMETOLOGY, BOARD OF	0	0	395,786	395,786	395,786
S3141	DENTAL EXAMINERS, BOARD OF	0	0	199,674	199,674	199,674
S3220	EMPLOYMENT SECURITY COMMISSION	0	66,480,722	0	66,480,722	66,480,722
S3220	ACQUIRE OR IMPROVE BUILDINGS	0	700,000	0	700,000	700,000
S3220	ADMINISTRATION FUND	0	0	5,000,000	5,000,000	5,000,000
S3220	SPECIAL ADMINISTRATION FD	0	0	1,520,382	1,520,382	1,520,382
H1600	ENGINEERS & LAND SURVEYORS, BOARD OF	0	0	329,904	329,904	329,904
S3168	FAIR & COLISEUM COMMISSION - SUPPORT	0	0	2,358,925	2,358,925	2,358,925
S3226	DIXIE NATIONAL LIVESTOCK SHOW	0	0	606,234	606,234	606,234
S3226	INDOOR TRACK - REPAIRS & RENOVATIONS	0	0	16,100	16,100	16,100
FINANCE & ADMINISTRATION						
S3228	DISASTER LOAN FUND - AIR TRANSPORT SV	0	0	145,000	145,000	145,000
S3228	DISASTER LOAN FD - SAAS PROJECT	0	0	155,000	155,000	155,000
S3228	SAAS PROJECT	0	0	639,966	639,966	639,966
S3228	SAAS PLANNING	0	0	50,000	50,000	50,000
H1607	FORESTERS, BOARD OF REGISTRATION FOR	0	0	16,400	16,400	16,400
S3156	FUNERAL SERVICES, BOARD OF	0	0	96,564	96,564	96,564
H1622	GULFPORT, MISS STATE PORT AUTHORITY AT	0	0	5,864,690	5,864,690	5,864,690
H1626	HUMAN SVCS-VR BLIND - MCBRYDE EXPANSION	0	800,000	0	800,000	800,000
INSTITUTIONS OF HIGHER LEARNING						
S3148	MSU - ALCOHOL SAFETY EDUCATION	0	0	916,849	916,849	916,849
S3146	UM - STATE COURT EDUCATION PROGRAM	0	0	1,395,754	1,395,754	1,395,754
H1576	MEDICAL LICENSURE, BOARD OF	0	0	612,538	612,538	612,538
S3167	MENTAL HEALTH - ALCOHOL & DRUG	0	0	2,716,376	2,716,376	2,716,376
MILITARY DEPARTMENT						
S3163	ANG TRAINING SITE BASE OPERATIONS	0	1,005,843	0	1,005,843	1,005,843
S3163	CAMP SHELBY BASE OPERATIONS	0	15,813,106	0	15,813,106	15,813,106
S3163	CAMP SHELBY TIMBER	0	0	736,395	736,395	736,395
S3163	NATIONAL GUARD RECR & MISC	0	0	37,400	37,400	37,400
S3163	SERVICE CONTRACT	0	6,261,455	725,677	6,987,132	6,987,132
S3139	MOTOR VEHICLE COMMISSION	0	0	248,548	248,548	248,548
H1599	NURSING HOME ADMINISTRATORS, BD OF	0	0	96,179	96,179	96,179
H1580	NURSING, BOARD OF	0	0	651,527	651,527	651,527
H1598	OIL & GAS BOARD	0	85,700	1,862,963	1,948,663	1,948,663
H1573	OPTOMETRY, BOARD OF	0	0	41,800	41,800	41,800
H1595	PAT HARRISON WATERWAY DISTRICT	0	0	3,124,208	3,124,208	3,124,208
H1561	PEARL RIVER BASIN DEVELOPMENT DIST	0	0	1,673,137	1,673,137	1,673,137
H1562	PEARL RIVER VALLEY WATER SUPPLY DISTRICT	0	0	6,786,344	6,786,344	6,786,344
S3134	PERSONNEL BOARD	0	0	3,392,825	3,392,825	3,392,825
S3134	TRAINING FUND ACCOUNT	0	0	154,016	154,016	154,016
S3137	PHARMACY, BOARD OF	0	0	342,517	342,517	342,517

SCHEDULE IV
FISCAL YEAR 1991 TOTAL STATE APPROPRIATIONS

BILL NO.	NAME OF AGENCY	GENERAL FUNDS	SPECIAL FUNDS		TOTAL APPROPRIATIONS
			FEDERAL FUNDS	OTHER SPECIAL FUNDS	
PART II - SPECIAL FUND AGENCIES CONT.					
H1574	PHYSICAL THERAPY BOARD	0	0	18,980	18,980
S3122	POLYGRAPH EXAMINERS BOARD	0	0	11,320	11,320
S3135	PROFESSIONAL COUNSELOR LICENSING BD	0	0	25,750	25,750
H1572	PSYCHOLOGICAL EXAMINERS, BOARD OF	0	0	31,400	31,400
S2349	PUBLIC CONTRACTORS, BOARD OF	0	0	361,989	361,989
H1606	PUB EMPLOYEES' RETIREMENT SY-ADMIN/BLDG	0	0	4,723,187	4,723,187
S3229	PUBLIC SAFETY PLANNING	0	7,136,879	404,076	7,540,955
H1627	PUBLIC SERVICE COMMISSION	0	0	6,578,662	6,578,662
H1603	REAL ESTATE COMMISSION	0	0	689,645	689,645
H1604	SAVINGS ASSOCIATIONS, DEPARTMENT OF	0	0	263,119	263,119
S3136	SECRETARY OF STATE	0	0	4,771,336	4,771,336
H1640	STATE FIRE ACADEMY	0	0	1,691,556	1,691,556
H1563	TOMBIGBEE RIVER VALLEY WATER MGMT DIST	0	20,000	1,737,637	1,757,637
S3198	TREASURER'S OFF - INVESTING FUNDS	0	0	55,000	55,000
S3128	UNIVERSITY RESEARCH CENTER - MARIS	0	71,758	608,242	680,000
H1605	VETERANS' HOME PURCHASE BOARD	0	0	31,265,347	31,265,347
H1578	VETERANS' MEMORIAL STADIUM COMMISSION	0	0	842,057	842,057
S3197	VETERINARY EXAMINERS, BOARD OF	0	0	88,120	88,120
S3221	WORKERS' COMPENSATION COMMISSION, MISS	0	0	3,101,900	3,101,900
H1560	YELLOW CREEK INLAND PORT AUTHORITY	0	0	969,731	969,731
TOTAL PART II - SPECIAL FUND AGENCIES		0	98,375,463	125,533,410	223,908,873
PART III - STATE HIGHWAY DEPT					
H1646	HIGHWAY DEPT - ADMIN/CONSTRUCTION	0	178,432,574	303,606,777	482,039,351
H1646	STATEWIDE LITTER PREVENTION PROG	0	0	200,000	200,000
S3227	STATE AID ROAD DIV - ADMIN/CONST	0	15,925,000	47,222,487	63,147,487
TOTAL PART III - STATE HIGHWAY DEPT		0	194,357,574	351,029,264	545,386,838
TOTAL SPECIAL FD REG APPROPRIATION		0	292,733,037	476,562,674	769,295,711
REAPPROPRIATIONS FROM FY 1990					
S3121	BLDG, BUR OF-CAP EXP-R & R-SPEC FD	0	0	585,370	585,370
TOTAL REAPPROPRIATIONS FROM FY 1990		0	0	585,370	585,370
TOTAL SPECIAL FUND APPROP & REAPPROPRIATIONS		0	292,733,037	477,148,044	769,881,081
TOTAL STATE APPROPRIATIONS		2,018,853,370	1,609,313,625	1,137,729,071	2,747,042,696

GENERAL AND SPECIAL FUNDS
 ADDITIONALS AND DEFICITS
 INCLUDED IN FY 91
 (FOR INFORMATION ONLY)

BILL NO.	NAME OF AGENCY	GENERAL FUNDS	SPECIAL FUNDS	TOTAL FUNDS
S3146	AG-JUD-PEGUES V EMPLOYMENT SEC	7,219,909	0	7,219,909
S3097	CHAN/C JUD/SP JUD/DA'S-TRAVEL EXP	17,336	0	17,336
S3098	CHAN/CJ/SJ/DA-OFF EXP & COMP SCH ATT-EXP	219,445	0	219,445
S3100	JT LEGISLATIVE REAPPORTIONMENT COMM	50,000	0	50,000
S3104	EDUC-CHICKASAW CESSION COUNTIES	939,793	0	939,793
S3105	FIN/ADM-HAZARDOUS WASTE FAC SITING	20,450	0	20,450
S3111	GOVERNOR'S OFF-MEDICAID DIVISION	12,800,000	76,459,691	89,259,691
S3112	TAX COMMISSION	1,654,220	0	1,654,220
S3113	CORRECTIONS, DEPARTMENT OF	1,400,000	100,000	1,500,000
S3114	MILITARY DEPT - NAT GUARD OPER EXP	13,374	0	13,374
S3119	F & A - FY91 DEFICIT TRANSFER	1,851,149	0	1,851,149
S3122	TAX COMMISSION - GAMING COMMISSION	300,000	0	300,000
H1531	SUPREME COURT SVCS - MAGISTRATES EXP	2,400	0	2,400
S2243	EMERGENCY MGNT AG - 1990 STORMS	0	400,000	400,000
S3119	F & A - SAAS - COMPUTER EXPENSE	0	500,000	500,000
S3099	GRAND GULF MILITARY MONUMENT COMM	0	6,000	6,000
S3101	PAT HARRISON WATERWAY DISTRICT	0	335,720	335,720
S3102	FUNERAL SERVICES, STATE BOARD OF	0	400	400
S3103	HUMAN SERVICES-ECONOMIC ASSISTANCE	0	400,000	400,000
S3109	ECONOMIC & COMMUNITY DEVELOPMENT	0	11,222	11,222
S3108	COSMETOLOGY, STATE BOARD OF	0	7,490	7,490
S3107	ARCHITECTURE & LANDSCAPE ARCH ADV	0	2,943	2,943
S3110	MEDICAL LICENSURE BOARD	0	5,500	5,500
S3151	MILITARY-CAMP SHELBY TIMBER FUND	0	17,339	17,339
S3115	TREASURER-UNCLAIMED PROPERTY	0	39,000	39,000
S3116	TREASURER-EDUC IMPROVEMENT TRUST FD	0	10,000	10,000
S3042	REAL ESTATE APPRAISER LIC/CERT BD	0	50,000	50,000
H1528	ENGINEERS & LAND SURVEYORS	0	4,000	4,000
S3130	EMERGENCY MGT - DISASTER RELIEF	0	579,335	579,335
H1534	PUB EMP-25 YEAR RETIREMENT	0	161,226	161,226
H1504	MISS COAST COLISEUM COMM	0	360,372	360,372
	TOTAL STATE ADDITIONALS AND DEFICITS	26,488,076	79,450,238	105,938,314

In addition, Senate Bill 2242 authorized the transfer of \$400,000 from the General Fund Stabilization Reserve to Emergency Management for additional funds for Fiscal Year 1991.

