



STATE OF MISSISSIPPI

BUDGET

FISCAL YEAR 1994

Appropriations Made by the Legislature for
Fiscal Year 1994 Compared With
Fiscal Year 1993 Appropriations

Calculated Funds Available for Funding Fiscal Year 1994 Budget

Compiled April 6, 1993

Joint Legislative Budget Committee
Central High Legislative Service Building
Jackson

STATE OF MISSISSIPPI

JOINT LEGISLATIVE BUDGET COMMITTEE

Tim Ford, Chairman
Speaker, House of Representatives

Eddie Briggs, Vice Chairman
Lieutenant Governor

Walter A. (Pud) Graham
President Pro Tempore

Robert G. Clark
Speaker Pro Tempore

Robert G. (Bunky) Huggins
Chairman, Senate Appropriations Committee

Charles W. Capps, Jr.
Chairman, House Appropriations Committee

William R. (Bill) Minor
Chairman, Senate Finance Committee

Charlie Williams
Chairman, House Ways and Means Committee

Barbara Blackmon
Vice Chairman, Senate Finance Committee

Glenn E. Endris
Chairman, House Rules Committee

STAFF

Robert A. Greenlee, Director
Lee Lindell, Deputy Director

C O N T E N T S

State of Mississippi General Fund Budget Discussion.....	2
Chart - General Funds Available for Funding Fiscal Year 1994 Budget.....	4
Chart - Actual General Fund Budget by Major Expenditure Classification for Fiscal Year 1994..	5
Schedule I - General Fund Appropriations - Fiscal Year 1994 Compared with Fiscal Year 1993...	6
Schedule II - Special Fund Appropriations - Fiscal Year 1994 Compared with Fiscal Year 1993..	11
Schedule IV - Total State Appropriations - Fiscal Year 1994.....	14
General Fund and Special Fund - Additional and Deficits (FIO) - Fiscal Year 1993.....	21
SB 3120 Education Enhancement Disbursement (FIO).....	22

STATE OF MISSISSIPPI GENERAL FUND BUDGET
FOR FISCAL YEAR 1994

The Joint Legislative Budget Committee feels that an explanation of the General Fund receipts anticipated and appropriations authorized for Fiscal Year 1994, as well as the ending balance anticipated on June 30, 1994, should be made in examining the schedule found in the Fiscal Year 1994 Appropriations Bulletin.

As you will note from the statement found on page three of the Bulletin, it is estimated that an unencumbered balance of \$6,752,541 will remain in the State Treasury on June 30, 1994.

The Fiscal Year 1993 appropriated figures contained in this report are the amounts actually appropriated by the 1992 Legislature and Extraordinary Legislative Session of 1992 plus all deficits and additionals appropriated by the 1993 Legislature.

Total current and deferred General Fund appropriations made by the 1993 Legislature amounted to \$2,137,465,810. The Legislature appropriated or authorized \$3,053,529,184 from Special Fund sources including Federal Funds for the operation of all General Fund agencies and functions during Fiscal Year 1994. The Fiscal Year 1994 budget is \$134,711,337 more than the Fiscal Year 1993 appropriated budget or an increase of 6.72%.

The General Fund budget increases and decreases by major categories as appropriated are for the following purposes:

	<u>INCREASE OR DECREASE</u>	<u>PERCENT OF TOTAL</u>
Public Education	\$ 46,641,627	34.62
Junior Colleges	5,221,656	3.88
Universities - Support	3,069,388	2.28
Other Higher Education Programs	<u>4,770,638</u>	<u>3.54</u>
TOTAL INCREASE FOR EDUCATION	\$ 59,703,309	44.32
Corrections	\$ 6,385,857	4.74
Social Welfare	15,121,287	11.23
Agriculture and Commerce	12,370,087	9.18
Hospitals and Hospital Schools	15,301,424	11.36
Conservation	5,765,094	4.28
Net Miscellaneous Increase and Decrease	<u>\$ 20,064,279</u>	<u>14.89</u>
TOTAL INCREASE	\$ 134,711,337	100.00
	=====	=====

GENERAL FUNDS AVAILABLE FOR FUNDING FISCAL YEAR 1994 BUDGET
 (All estimates are based on tax collection trends as of April 1, 1993)

Estimated General Fund Balance July 1, 1993.....	\$	54,390,910 ¹
Projected Revenue FY 94		
Tax Commission Collections.....	\$	2,078,600,000
Other Collections.....		<u>55,100,000</u>
TOTAL RECEIPTS FY 94 (Calculated).....		<u>2,133,700,000</u>
TOTAL FUNDS AVAILABLE FY 94.....	\$	2,188,090,910
Less: 2% Funds Available for FY 94 (Limitation Imposed by House Bill 505 of 1992).....		<u>(43,759,558)</u>
TOTAL FUNDS AVAILABLE FY 94 (Calculated - 98%).....	\$	2,144,331,352
Less: Total Current General Fund Appropriations.....	\$	2,136,715,810
Total Deferred Appropriations.....		<u>750,000</u>
TOTAL CURRENT AND DEFERRED GENERAL FUND APPROPRIATIONS.....	\$	2,137,465,810
Total Reappropriations from FY 93.....		<u>113,001</u>
TOTAL APPROPRIATIONS FY 94.....		<u>2,137,578,811</u>
Estimated General Fund Balance June 30, 1994 (Unencumbered).....	\$	6,752,541 ² =====

NOTE: General Fund Balance is subject to adjustment after all FY 93 encumbrances have been paid through 8-31-93.

¹Includes anticipated lapse available for funding reappropriations from FY 93 receipts of \$113,001.


²Balance is subject to change due to regular appropriation lapses and lapses of capital expense reappropriations which will be reappropriated from FY 94.

SCHEDULE I appearing in this report reflects the amount of General Funds required to operate each General Fund agency or program during FY 94 as compared to the funds required for FY 93.

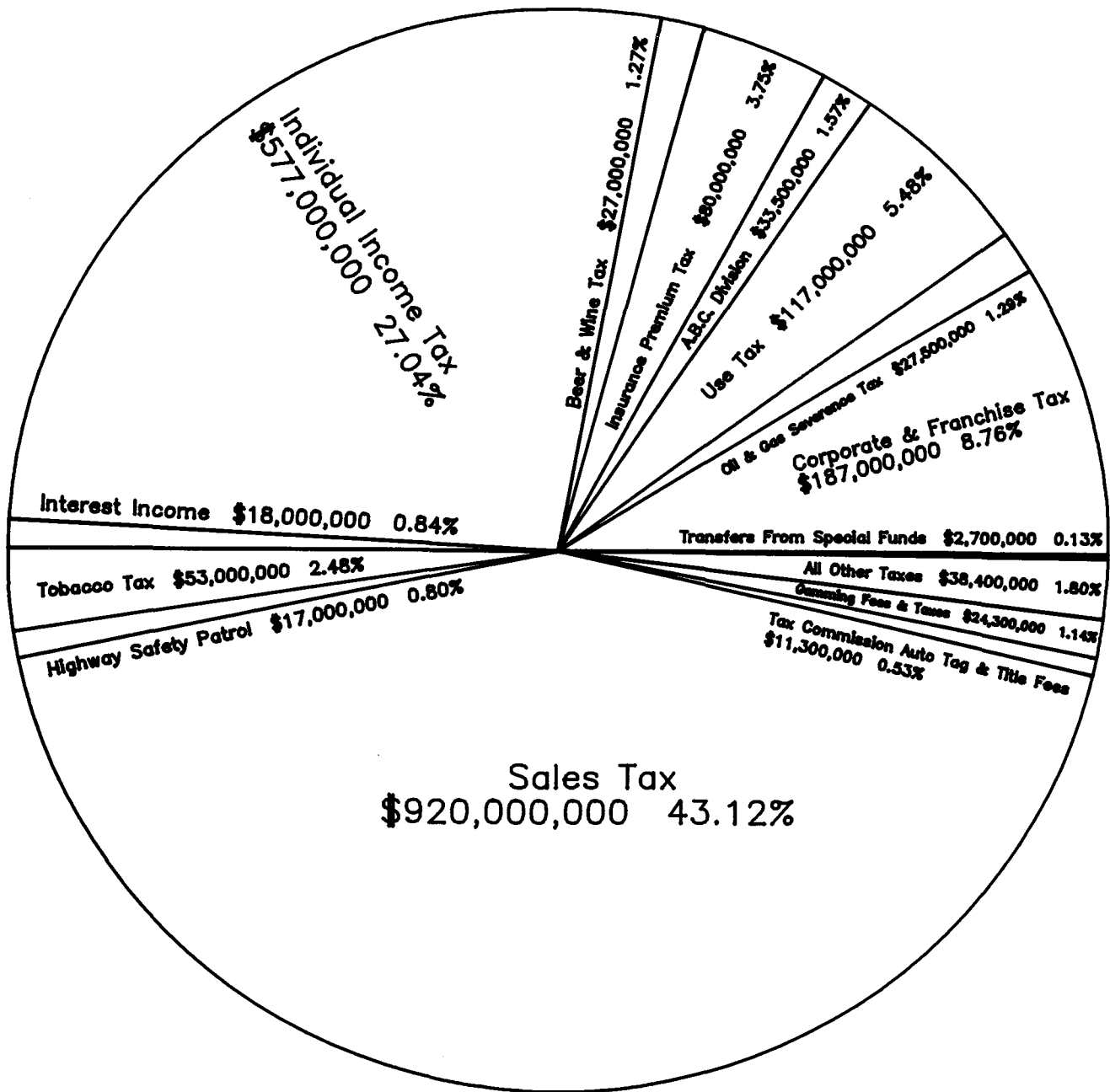
SCHEDULE II appearing in this report shows the amount of Special Funds appropriated or authorized for the operation of each Special Fund agency during FY 94 as compared to the funds required for FY 93.

SCHEDULE IV appearing in this report reflects the Total State Appropriations for FY 1994 by General Funds appropriated and Special Funds and Federal Funds appropriated or authorized.

Submitted by:

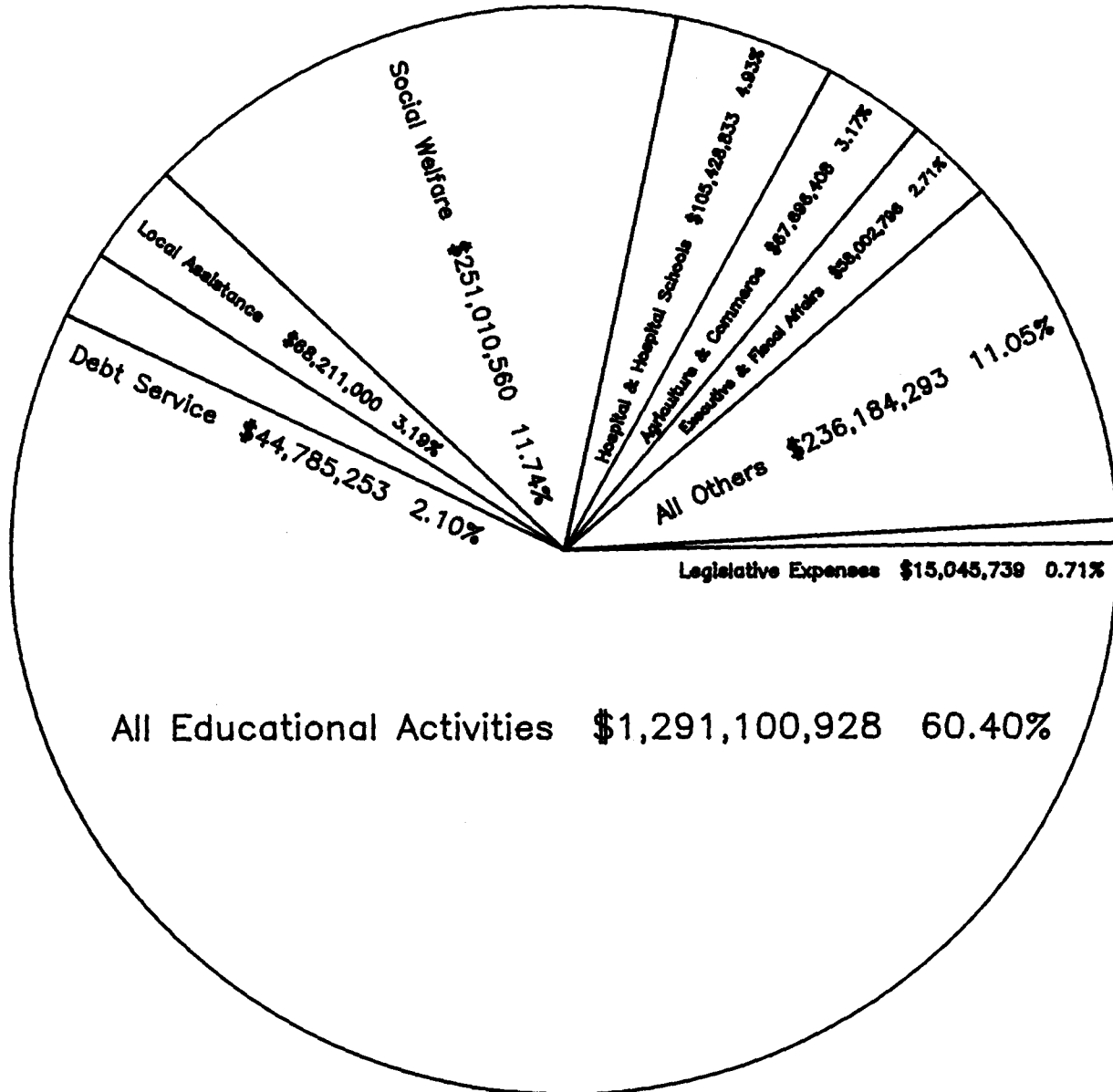

 Robert A. Greenlee, Director
 Joint Legislative Budget Committee

GENERAL FUNDS AVAILABLE FOR FUNDING FISCAL YEAR 1994 BUDGET (est.)



GENERAL FUND NET RECEIPTS FY 1994 (est.)	\$ 2,133,700,000 (100%)	
LESS: 2% NET RECEIPTS FY 1994 (LIMITATION HB505 LAWS OF 1992)	-42,674,000 (2%)	\$ 2,091,026,000 (98%)
GENERAL FUNDS UNENCUMBERED JUNE 30, 1993 AVAILABLE FOR FUNDING FY 1994 BUDGET (est.)		46,552,811
TOTAL GENERAL FUNDS FOR FUNDING FY 1994 BUDGET (est.)		\$ 2,137,578,811

ACTUAL GENERAL FUND APPROPRIATIONS BY MAJOR EXPENDITURE CLASSIFICATIONS FOR FISCAL YEAR 1994



TOTAL FOR FISCAL YEAR 1994

<p>\$ 2,137,465,810</p> <p style="padding-left: 100px;">113,001</p> <hr style="border: 0.5px solid black;"/> <p><u>\$ 2,137,578,811</u></p>	<p>(100%) TOTAL CURRENT AND DEFERRED GENERAL FUND APPROPRIATIONS</p> <p>REAPPROPRIATIONS FROM FISCAL YEAR 1993</p> <p>TOTAL CURRENT AND DEFERRED GENERAL FUND APPROPRIATIONS AND REAPPROPRIATIONS</p>
---	---

SCHEDULE I
GENERAL FUND APPROPRIATIONS
FISCAL YEAR 1994 COMPARED WITH FISCAL YEAR 1993

1994 BILL NO.	NAME OF AGENCY	APPROPRIATIONS FY 1993	APPROPRIATIONS FY 1994	INCREASE OR DECREASE	PERCENT OF INCREASE OR DECREASE	PERCENT OF TOTAL FY94 APPROPRIATION
PART I - GENERAL FUND AGENCIES						
LEGISLATIVE						
S3100	LEGISLATIVE BUDGET COMMITTEE, JOINT	1,312,067	1,609,433	297,366	22.66	
S3100	LEGISLATIVE EXPENSE - MONTHLY ALLOW	1,550,100	1,550,100	0		
S3100	LEGISLATIVE EXPENSE - REGULAR	9,308,525	10,033,354	724,829	7.78	
S3100	LEGISLATIVE PEER COMMITTEE	1,411,838	1,507,413	95,575	6.76	
S3100	INDEPENDENT AUDIT - ST AUDITOR	0	25,000	25,000	100.00	
S3100	LEGISLATIVE REAPPORTIONMENT COM, JT	135,800	97,059	38,741-	28.52-	
S3100	MISS AGRIBUSINESS COUNCIL	150,000	0	150,000-	100.00-	
S3100	INTERSTATE COOPERATION, COMMISSION	143,219	146,647	3,428	2.39	
S3100	SOUTHERN GROWTH POLICIES BOARD	23,885	24,011	126	0.52	
S3100	SOUTHERN STATES ENERGY BOARD	30,450	30,450	0		
S3100	UNIFORM STATE LAWS, COMMISSION ON	22,272	22,272	0		
	TOTAL LEGISLATIVE	14,088,156	15,045,739	957,583	6.79	.70
JUDICIARY AND JUSTICE						
S3063	ATTORNEY GENERAL'S OFFICE	4,375,028	4,968,106	593,078	13.55	
S2990	JUDGEMENTS/SETTLEMENT AGREEMENTS	977,960	0	977,960-	100.00-	
S3065	DISTRICT ATTORNEYS & STAFF	5,755,219	5,799,184	43,965	0.76	
S3065	DIST ATT'S/CRIMINAL INVEST SAL INC	0	820,000	820,000	100.00	
S3065	COMPULSORY ATTENDANCE COUNSELORS	2,861,012	3,109,942	248,930	8.70	
H1575	JUDICIAL PERFORMANCE COMMISSION	184,711	183,225	1,486-	0.80-	
S3064	SUPREME COURT SERVICES, OFFICE OF	3,778,935	3,988,841	209,906	5.55	
S3064	ADMINISTRATIVE OFFICE OF COURTS	0	1,363,000	1,363,000	100.00	
S3064	JUDICIARY SALARY INCREASE	0	1,200,000	1,200,000	100.00	
S3064	TRIAL JUDGES	7,065,411	7,052,305	13,106-	0.18-	
	TOTAL JUDICIARY AND JUSTICE	24,998,276	28,484,603	3,486,327	13.94	1.33
EXECUTIVE AND ADMINISTRATIVE						
H1541	ETHICS COMMISSION	350,901	372,805	21,904	6.24	
H1558	GOVERNOR'S MANSION	493,487	503,672	10,185	2.06	
H1557	GOVERNOR'S OFFICE - SUPPORT	1,985,648	1,812,602	226,954	14.31	
	TOTAL EXECUTIVE AND ADMINISTRATIVE	2,430,036	2,689,079	259,043	10.66	.12
FISCAL AFFAIRS						
H1542	AUDIT, DEPARTMENT OF	4,226,257	4,283,461	57,204	1.35	
FINANCE & ADMINISTRATION, DEPT OF						
H1574	FIN MGMT/BUD & POLICY DEV - CONS	4,223,597	3,296,207	927,390-	21.95-	
H1574	GENERAL SVCS/SUPPORT - CONS	8,721,840	8,785,956	64,116	0.73	
S2966	TORT CLAIMS ACT	80,000	0	80,000-	100.00-	
H1572	TAX COMM - SUPPORT	31,001,844	36,001,147	4,999,303	16.12	
H1581	GAMING COMMISSION	936,355	920,441	15,914-	1.69-	
H1533	LICENSE TAG COMMISSION	3,026,740	1,365,400	1,661,340-	54.88-	

SCHEDULE I
GENERAL FUND APPROPRIATIONS
FISCAL YEAR 1994 COMPARED WITH FISCAL YEAR 1993

1994 BILL NO.	NAME OF AGENCY	APPROPRIATIONS FY 1993	APPROPRIATIONS FY 1994	INCREASE OR DECREASE	PERCENT OF INCREASE OR DECREASE	PERCENT OF TOTAL FY94 APPROPRIATION
FISCAL AFFAIRS		CONT.				
H1549	TREASURER'S OFFICE, STATE	636,533	661,105	24,572	3.86	
	TOTAL FISCAL AFFAIRS	52,853,166	55,313,717	2,460,551	4.65	2.58
PUBLIC EDUCATION						
EDUCATION, DEPARTMENT OF						
S3109	GEN EDUC PRGS & HB4 ADMIN	21,248,254	22,393,305	1,145,051	5.38	
S3109	UNIFORM MILLAGE ASSIST GRANT PRG	21,398,918	21,398,918	0		
S3109	VOCATIONAL & TECHNICAL EDUCATION	47,167,769	48,446,101	1,278,332	2.71	
S3109	WRITING TO READ(SEE SCHED II)	750,000	0	750,000-	100.00-	
S3104	CHICKASAM INTEREST	6,635,259	5,842,865	792,394-	11.94-	
S3111	MINIMUM PROGRAM	803,860,040	847,332,108	43,472,068	5.40	
S3108	SCHOOL FOR THE BLIND & DEAF	6,450,000	7,600,673	1,150,673	17.83	
S3105	EDUCATIONAL TELEVISION AUTHORITY	5,316,248	5,315,354	894-	0.01-	
S3106	LIBRARY COMMISSION	4,207,841	5,346,632	1,138,791	27.06	
	TOTAL PUBLIC EDUCATION	917,034,329	963,675,956	46,641,627	5.08	45.08
HIGHER EDUCATION						
INSTITUTIONS OF HIGHER LEARNING						
H1576	GENERAL SUPPORT - CONSOLIDATED	182,005,763	185,075,151	3,069,388	1.68	
H1576	SUPERCOMPUTER	1,384,088	1,384,088	0		
H1560	STUDENT FINANCIAL AID	1,974,970	1,981,427	6,457	0.32	
H1561	UNIV RESEARCH CTR & MAINTENANCE	2,578,839	2,712,250	133,411	5.17	
H1559	UM - MEDICAL CENTER CONSOLIDATED	60,865,578	65,398,621	4,533,043	7.44	
H1580	COMM & JR COLLEGES - ADMINISTRATIVE	627,850	725,577	97,727	15.56	
H1520	AID OF COAHOMA COM COLLEGE	0	300,000	300,000	100.00	
H1584	SUPPORT	64,926,202	69,847,858	4,921,656	7.58	
	TOTAL HIGHER EDUCATION	314,363,290	327,424,972	13,061,682	4.15	15.31
PUBLIC HEALTH						
S3052	HEALTH, STATE DEPT OF	22,218,534	24,167,331	1,948,797	8.77	
	TOTAL PUBLIC HEALTH	22,218,534	24,167,331	1,948,797	8.77	1.13
HOSPITALS AND HOSPITAL SCHOOLS						
H1573	MENTAL HEALTH DEPT - CONSOLIDATED	90,127,409	105,428,833	15,301,424	16.97	
	TOTAL HOSPITALS AND HOSPITAL SCHOOLS	90,127,409	105,428,833	15,301,424	16.97	4.93
AGRICULTURE AND COMMERCE						
H1553	AGRICULTURE & COMMERCE - SUPPORT	5,329,274	5,532,442	203,168	3.81	
H1553	GRAIN DIVISION	651,236	609,538	41,698-	6.40-	
H1554	PLANT INDUSTRY DIVISION	607,572	659,101	51,529	8.48	
H1548	ANIMAL HEALTH, BOARD OF	1,674,521	1,705,341	30,820	1.84	

SCHEDULE I
GENERAL FUND APPROPRIATIONS
FISCAL YEAR 1994 COMPARED WITH FISCAL YEAR 1993

1994 BILL NO.	NAME OF AGENCY	APPROPRIATIONS FY 1993	APPROPRIATIONS FY 1994	INCREASE OR DECREASE	PERCENT OF INCREASE OR DECREASE	PERCENT OF TOTAL FY94 APPROPRIATION
AGRICULTURE AND COMMERCE CONT.						
ECONOMIC & COMMUNITY DEV, DEPT OF						
H1585	CONSOLIDATED	10,847,401	20,702,978	9,855,577	90.85	
H1587	INST OF TECH DEV(SEE SCHED II)	0	260,000	260,000	100.00	
FAIR & COLISEUM COMMISSION						
H1570	COUNTY LIVESTOCK SHOWS	118,125	172,090	53,965	45.68	
H1583	MSU - AG & FORESTRY EXPR STATION	14,272,637	15,259,424	986,787	6.91	
H1532	MSU - COOPERATIVE EXTENSION SERVICE	13,220,757	13,903,780	683,023	5.16	
H1531	MSU - FOREST PRODUCTS UTIL LAB	2,104,175	2,159,191	55,016	2.61	
H1562	MSU - VETERINARY SCHOOL	6,500,623	6,732,523	231,900	3.56	
TOTAL AGRICULTURE AND COMMERCE		55,326,321	67,696,408	12,370,087	22.35	3.16
CONSERVATION						
S3060	ARCHIVES & HISTORY, DEPARTMENT OF	3,165,941	3,373,745	207,804	6.56	
H1473	GOV MABUS & ALLAIN PORTRAIT'S	0	5,000	5,000	100.00	
S3050	BEAUVOIR SHRINE	11,812	12,500	688	5.82	
S3066	ENVIRONMENTAL QUALITY, DEPT OF	8,910,025	10,255,186	1,345,161	15.09	
S3054	FORESTRY COMMISSION	14,346,444	16,997,513	2,651,069	18.47	
S3046	GRAND GULF MILITARY MONUMENT COMM	84,491	140,138	55,647	65.86	
S3051	MISSISSIPPI RIVER PARKWAY COMM	13,754	17,754	4,000	29.08	
S3094	SOIL & WATER CONSERVATION COMM	412,453	463,663	51,210	12.41	
H1535	TENNESSEE-TOMBIGBEE WATERWAY DEV	80,325	84,278	3,953	4.92	
S3110	WILDLIFE/FISHERIES/PARKS DEPT - COMS	6,431,417	7,871,979	1,440,562	22.39	
TOTAL CONSERVATION		33,456,662	39,221,756	5,765,094	17.23	1.83
INSURANCE AND BANKING						
S3059	PUBLIC EMPL RETIR SYSTEM - TEACHERS	171,506	162,384	9,122-	5.31-	
TOTAL INSURANCE AND BANKING		171,506	162,384	9,122-	5.31-	.00
CORRECTIONS						
CORRECTIONS, DEPT OF						
H1571	SUPPORT	74,433,483	79,802,868	5,369,385	7.21	
H1571	FARMING OPERATIONS	0	2,505,790	2,505,790	100.00	
H1571	MEDICAL SERVICES	8,339,235	8,698,175	358,940	4.30	
	PRISONER EXTRADITION FUND	2,500	0	2,500-	100.00-	
H1547	REIMBURSEMENT - LOCAL CONFINEMENT	5,330,005	3,484,247	1,845,758-	34.62-	
TOTAL CORRECTIONS		88,105,223	94,491,080	6,385,857	7.24	4.42
SOCIAL WELFARE						
S3055	MEDICAID COMMISSION	165,000,000	171,762,681	6,762,681	4.09	
HUMAN SERVICES, DEPARTMENT OF						
S3056	AGING & ADULT SVCS DIV(SEE SCHED II)	0	971,016	971,016	100.00	
S3056	CHILD SUPPORT ENFORCEMENT DIV	5,214,698	5,980,504	765,806	14.68	
S3056	CHILDREN & YOUTH OFF(SEE SCHED II)	0	205,089	205,089	100.00	

SCHEDULE I
GENERAL FUND APPROPRIATIONS
FISCAL YEAR 1994 COMPARED WITH FISCAL YEAR 1993

1994 BILL NO.	NAME OF AGENCY	APPROPRIATIONS FY 1993	APPROPRIATIONS FY 1994	INCREASE OR DECREASE	PERCENT OF INCREASE OR DECREASE	PERCENT OF TOTAL FY94 APPROPRIATION
SOCIAL WELFARE		CONT.				
S3056	ECONOMIC ASSISTANCE DIV	33,351,338	35,157,629	1,806,291	5.41	
S3056	JOBS PROGRAM	8,053,964	9,452,412	1,398,448	17.36	
S3056	SOCIAL SERVICES OFF	5,676,871	6,146,624	469,753	8.27	
S3056	SUPPORT SERVICES DIV	5,085,822	5,098,886	13,064	0.25	
S3056	YOUTH SERVICES DIV	8,164,166	9,121,094	956,928	11.72	
REHABILITATION SERVICES, DEPT OF						
S3053	SPECIAL SERVICES, OFFICE OF	683,201	744,576	61,375	8.98	
S3053	VOCATIONAL REHAB, OFFICE OF	3,988,643	5,319,240	1,330,597	33.35	
S3053	VOCATIONAL REHAB FOR THE BLIND	670,570	1,050,809	380,239	56.70	
TOTAL SOCIAL WELFARE		235,889,273	251,010,560	15,121,287	6.41	11.74
MLTY, POLICE & VETS' AFFAIRS						
H1551	EMERGENCY MANAGEMENT AGENCY	563,141	583,236	20,095	3.56	
H1592	DISASTER RELIEF CONSOLIDATED	1,216,178	1,768,945	552,767	45.45	
H1577	MILITARY DEPARTMENT - SUPPORT	2,843,128	2,929,327	86,199	3.03	
H1577	ARMORY CONSTRUCTION & MAINTENANCE	404,757	671,457	266,700	65.89	
H1577	EDUCATIONAL ASSISTANCE	426,541	428,572	2,031	0.47	
H1579	MARCOTICS, BUREAU OF	3,961,034	4,845,889	884,855	22.33	
PUBLIC SAFETY, DEPARTMENT OF						
H1578	HIGHWAY SAFETY PATROL, DIVISION OF	25,116,632	29,452,021	4,335,389	17.26	
H1578	CRIME LAB	2,155,939	2,217,176	61,237	2.84	
H1578	CRIME LAB - ST MEDICAL EXAMINER	250,837	238,605	12,232-	4.87-	
H1578	LAW ENFORCEMENT OFFS' TNG ACADEMY	385,410	611,084	225,674	58.55	
H1578	PUB SAFETY PLANNING(SEE SCHED II)	0	476,940	476,940	100.00	
H1578	SUPPORT SERVICES	3,570,195	3,766,735	196,540	5.50	
H1552	VETERANS' AFFAIRS BD	390,446	412,928	22,482	5.75	
TOTAL MLTY, POLICE & VETS' AFFAIRS		41,284,238	48,402,915	7,118,677	17.24	2.26
LOCAL ASSISTANCE						
S3058	HOMESTEAD EXEMPTION REIMBURSEMENT	68,211,000	68,211,000	0		
TOTAL LOCAL ASSISTANCE		68,211,000	68,211,000	0		3.19
MISCELLANEOUS						
S3061	ARTS COMMISSION	517,266	504,224	13,042-	2.52-	
S3102	TRANSPORTATION, DEPT OF(SEE SCHED II)	5,590,409	0	5,590,409-	100.00-	
TOTAL MISCELLANEOUS		6,107,675	504,224	5,603,451-	91.74-	.02
DEBT SERVICE						
H1568	BANK SERVICE CHARGE	30,000	35,000	5,000	16.66	
H1568	BONDS AND INTEREST	34,760,978	44,750,253	9,989,275	28.73	
	BONDS/INTEREST-VETS' MEMORIAL STAD	301,503	0	301,503-	100.00-	
TOTAL DEBT SERVICE		35,092,481	44,785,253	9,692,772	27.62	2.09
TOTAL CURRENT GEN FD APPROP(RECURRING)		2,001,757,575	2,136,715,810	134,958,235	6.74	99.96

SCHEDULE I
GENERAL FUND APPROPRIATIONS
FISCAL YEAR 1994 COMPARED WITH FISCAL YEAR 1993

1994 BILL NO.	NAME OF AGENCY	APPROPRIATIONS FY 1993	APPROPRIATIONS FY 1994	INCREASE OR DECREASE	PERCENT OF INCREASE OR DECREASE	PERCENT OF TOTAL FY94 APPROPRIATION
CUR GEN FD APPROP (NON-RECURRING)						
H1588	DISCRETIONARY (R&R, ETC)	246,898	0	246,898-	100.00-	
	TOTAL CUR GEN FD APPROP (NON-RECURRING)	246,898	0	246,898-	100.00-	
	TOTAL CURRENT GEN FD APPROP	2,002,004,473	2,136,715,810	134,711,337	6.72	99.96
DEFERRED APPROPRIATIONS						
	AID TO MUNICIPALITIES	750,000	750,000	0		
	TOTAL DEFERRED APPROPRIATIONS	750,000	750,000	0		.03
	TOTAL CURRENT & DEFERRED GEN FD APPROP	2,002,754,473	2,137,465,810	134,711,337	6.72	100.00
REAPPROPRIATIONS FROM FY 1993						
S3028	BLDG, BUR OF - CAP EXP - R & R - GE	0	113,001	113,001	100.00	
	TOTAL REAPPROPRIATIONS FROM FY 1993	0	113,001	113,001	100.00	
	TOTAL CURRENT & DEFERRED GEN FD APPROP & REAPPROP	2,002,754,473	2,137,578,811	134,824,338	6.73	

SCHEDULE II
SPECIAL FUND AGENCIES
FISCAL YEAR 1994 COMPARED WITH FISCAL YEAR 1993

1994 BILL NO.	NAME OF AGENCY	APPROPRIATIONS FY 1993	APPROPRIATIONS FY 1994	INCREASE OR DECREASE	PERCENT OF INCREASE OR DECREASE	PERCENT OF TOTAL FY94 APPROPRIATION
PART II - SPECIAL FUND AGENCIES						
H1540	ACCOUNTANCY, BD OF PUBLIC	268,588	318,270	49,682	18.49	
S3092	AGRICULTURAL AVIATION BD	56,274	60,215	3,941	7.00	
AGRICULTURE AND COMMERCE						
H1564	EGG MARKETING BD	70,260	70,465	205	0.29	
H1555	FARMERS CENTRAL MARKET	354,240	363,956	9,716	2.74	
H1539	ARCHITECTURE, BD OF	155,963	154,694	1,269-	0.81-	
S3091	ATHLETIC COMMISSION	55,986	62,518	6,532	11.66	
H1546	BANKING & CONSUMER FIN - MAINT FD	1,556,534	1,535,390	21,144-	1.35-	
H1545	CONSUMER FINANCE FUND	442,928	489,140	46,212	10.43	
S3090	BAR ADMISSIONS, BD OF	163,842	170,735	6,893	4.20	
S3089	BARBER EXAMINERS, BD OF	121,240	139,919	18,679	15.40	
CENTRAL DATA PROCESSING AUTH						
H1586	COMPUTER CENTER	7,217,660	7,372,675	155,015	2.14	
H1586	SUPPORT	384,066	390,439	6,373	1.65	
H1586	SYSTEMS POLICY & PLANNING	3,563,976	3,590,129	26,153	0.73	
H1586	TELECOMMUNICATIONS	372,125	386,476	14,351	3.85	
H1586	TELEPHONE FUND	19,158,663	18,485,585	673,078-	3.51-	
H1566	CHIROPRACTIC EXAMINERS, BD OF	35,000	34,100	900-	2.57-	
S3088	COAST COLISEUM COMMISSION	2,361,773	2,126,603	235,170-	9.95-	
H1571	CORRECTIONS-PRISON INDUSTRIES	250,000	250,000	0	0.00	
S3087	COSMETOLOGY, BD OF	438,851	464,181	25,330	5.77	
H1536	DENTAL EXAMINERS, BD OF	202,899	220,090	17,191	8.47	
H1587	ECON & COMM DEV - INST OF TECH DEV	6,774,000	0	6,774,000-	100.00-	
S3109	EDUC, DEPT OF - WRITING TO READ	0	750,000	750,000	100.00	
H1582	EMPLOYMENT SECURITY COMMISSION	62,721,605	68,012,599	5,290,994	8.43	
H1582	ACQUIRE OR IMPROVE BUILDINGS	700,000	700,000	0	0.00	
H1582	SPECIAL ADMINISTRATION FUND	1,225,000	1,120,000	105,000-	8.57-	
S3086	ENGINEERS & LAND SURVEYORS, BD OF	305,601	363,170	57,569	18.83	
H1569	FAIR & COLISEUM COMM - SUPPORT	2,481,278	2,614,455	133,177	5.36	
H1570	DIXIE NATIONAL LIVESTOCK SHOW	677,884	680,150	2,266	0.33	
H1574	FIN & ADMIN - TORT CLAIMS BD	0	11,220,000	11,220,000	100.00	
H1574	MISS MGMT REPORTING SYSTEM	8,362,518	0	8,362,518-	100.00-	
S3093	FORESTERS, BD OF REGISTRATION FOR	17,000	24,500	7,500	44.11	
H1534	FUNERAL SERVICES, BD OF	126,985	129,715	2,730	2.14	
S3085	GULFPORT PORT AUTH	8,255,900	13,931,000	5,675,100	68.73	
HUMAN SERVICES, DEPT OF						
S3056	AGING & ADULT SVCS DIV	16,385,213	15,763,799	621,414-	3.79-	
S3056	CHILDREN & YOUTH OFF	21,281,712	27,762,863	6,481,151	30.45	
S3056	COMMUNITY SVCS DIV	27,274,862	28,785,336	1,510,474	5.53	
S3056	SOCIAL SVCS BLOCK GRANT PRG	29,805,022	29,812,689	7,667	0.02	

SCHEDULE II
SPECIAL FUND AGENCIES
FISCAL YEAR 1994 COMPARED WITH FISCAL YEAR 1993

1994 BILL NO.	NAME OF AGENCY	APPROPRIATIONS FY 1993	APPROPRIATIONS FY 1994	INCREASE OR DECREASE	PERCENT OF INCREASE OR DECREASE
PART II - SPECIAL FUND AGENCIES CONT.					
H1561	IHL - UNIV RES CENTER - MARIS	312,379	272,165	40,214-	12.87-
S3062	INSURANCE DEPT	3,373,535	3,960,429	586,894	17.39
S3062	RELOCATING OR RENOVATING EXPENSES	0	201,500	201,500	100.00
S3084	MEDICAL LICENSURE, BD OF	905,674	848,211	57,463-	6.34-
H1556	MENTAL HEALTH - ALCOHOL & DRUG PRG	2,852,723	3,375,433	522,710	18.32
MILITARY DEPARTMENT					
H1577	ANG TRAINING SITE BASE OPERATIONS	1,342,496	1,454,327	111,831	8.33
H1577	CAMP SHELBY BASE OPERATIONS	16,433,292	16,921,643	488,351	2.97
H1577	CAMP SHELBY TIMBER	773,564	760,057	13,507-	1.74-
H1577	SERVICE CONTRACT	6,501,534	10,905,487	4,403,953	67.73
H1519	MOTOR VEHICLE COMMISSION	254,500	266,697	12,197	4.79
S3082	NURSING HOME ADMINISTRATORS, BD OF	104,431	110,775	6,344	6.07
S3083	NURSING, BD OF	753,650	986,501	232,851	30.89
S3070	OIL & GAS BD	2,037,651	2,013,969	23,682-	1.16-
S3081	OPTOMETRY, BD OF	36,400	40,300	3,900	10.71
S3101	PAT HARRISON WATERWAY DISTRICT	3,926,035	4,156,022	229,987	5.85
S3068	PEARL RIVER BASIN DEVELOPMENT DIST	1,745,446	1,670,816	74,630-	4.27-
S3067	PEARL RIVER VALLEY WATER SUPPLY DIST	5,507,833	5,548,414	40,581	0.73
H1544	PERSONNEL BD	3,479,288	3,590,550	111,262	3.19
H1544	TRAINING FUND ACCOUNT	209,814	228,261	18,447	8.79
H1538	PHARMACY, BD OF	385,021	473,158	88,137	22.89
H1537	PROFESSIONAL COUNSELOR LICENSING BD	32,720	36,435	3,715	11.35
S3080	PSYCHOLOGICAL EXAMINERS, BD OF	51,300	54,800	3,500	6.82
H1563	PUBLIC CONTRACTORS, BD OF	374,442	393,452	19,010	5.07
S3077	PUB EMPLOYEES' RETIREMENT-ADM/BLDG	5,775,483	6,096,838	321,355	5.56
PUBLIC SAFETY, DEPARTMENT OF					
H1578	LAW ENF OFFS' STDS/TMG	1,523,663	1,724,576	200,913	13.18
H1578	PUB SAFETY PLANNING	10,759,455	10,243,937	515,518-	4.79-
S3079	PUBLIC SERVICE COMMISSION	6,336,431	5,854,953	481,478-	7.59-
S3078	PUBLIC UTILITIES STAFF	1,887,470	1,789,036	98,434-	5.21-
S3073	REAL ESTATE COMMISSION	723,409	699,759	23,650-	3.26-
S3072	APPRAISER LICENSING & CERT BD	205,878	201,445	4,433-	2.15-
REHABILITATION SVCS, DEPT OF					
S3053	SUPPORT SERVICES, OFFICE OF	2,001,909	1,753,346	248,563-	12.41-
S3053	DISABILITY DET SERVICES	25,868,714	29,253,284	3,384,570	13.08
S0000	VRB - MCBRYDE EXPANSION PROJECT	100,000	0	100,000-	100.00-
S3053	VRB - ROYAL MAID PROJECT	1,218,904	8,779,368	7,560,464	620.26
S3053	VRB-REHAB ENGINEERING & TECH CTR	1,038,961	1,402,732	363,771	35.01
S3076	SAVINGS ASSOCIATIONS, DEPARTMENT OF	263,331	269,263	5,932	2.25
H1543	SECRETARY OF STATE	4,779,387	5,303,359	523,972	10.96

SCHEDULE II
SPECIAL FUND AGENCIES
FISCAL YEAR 1994 COMPARED WITH FISCAL YEAR 1993

1994 BILL NO.	NAME OF AGENCY	APPROPRIATIONS FY 1993	APPROPRIATIONS FY 1994	INCREASE OR DECREASE	PERCENT OF INCREASE OR DECREASE
PART II - SPECIAL FUND AGENCIES		CONT.			
S3057	STATE FIRE ACADEMY	2,078,024	2,764,464	686,440	33.03
S3064	SUPREME CT-CONTINUING LEGAL EDUC FD	0	86,000	86,000	100.00
S3069	TOMBIGBEE RIVER VALLEY WATER MGNT	1,819,208	1,957,568	138,360	7.60
S3075	VETERANS' HOME PURCHASE BD	33,069,445	33,998,313	928,868	2.80
S3074	VETERANS' MEMORIAL STADIUM COMM	892,821	586,348	306,473-	34.32-
H1565	VETERINARY EXAMINERS, BD OF	100,475	106,125	5,650	5.62
H1550	WORKERS' COMPENSATION COMMISSION	3,361,217	4,380,559	1,019,342	30.32
S3071	YELLOW CREEK INLAND PORT AUTHORITY	1,512,523	1,625,168	112,645	7.44
TOTAL PART II - SPECIAL FUND AGENCIES		380,335,884	415,501,699	35,165,815	9.24
PART III - TRANSPORTATION DEPT					
S3102	TRANSPORTATION, DEPT OF	559,464,928	606,505,269	47,040,341	8.40
S3102	STATEWIDE LITTER PREVENTION PRG	50,000	100,000	50,000	100.00
H1567	STATE AID ROAD DIV - ADMIN/CONST	78,185,627	68,824,570	9,361,057-	11.97-
TOTAL PART III - TRANSPORTATION DEPT		637,700,555	675,429,839	37,729,284	5.91
TOTAL SPECIAL FUND REG APPROPRIATION		1,018,036,439	1,090,931,538	72,895,099	7.16

SCHEDULE IV
FISCAL YEAR 1994 TOTAL STATE APPROPRIATIONS

BILL NO.	NAME OF AGENCY	GENERAL FUNDS	SPECIAL FUNDS			TOTAL APPROPRIATIONS
			FEDERAL FUNDS	OTHER SPECIAL FUNDS	TOTAL SPECIAL FUNDS	
PART I - GENERAL FUND AGENCIES						
LEGISLATIVE						
S3100	LEGISLATIVE BUDGET COMMITTEE, JOINT	1,609,433	0	0	0	1,609,433
S3100	LEGISLATIVE EXPENSE - MONTHLY ALLOW	1,550,100	0	0	0	1,550,100
S3100	LEGISLATIVE EXPENSE - REGULAR	10,033,354	0	0	0	10,033,354
S3100	LEGISLATIVE PEER COMMITTEE	1,507,413	0	0	0	1,507,413
S3100	INDEPENDENT AUDIT - ST AUDITOR	25,000	0	0	0	25,000
S3100	LEGISLATIVE REAPPORTIONMENT COM, JT	97,059	0	0	0	97,059
S3100	INTERSTATE COOPERATION, COMMISSION	146,647	0	0	0	146,647
S3100	SOUTHERN GROWTH POLICIES BOARD	24,011	0	0	0	24,011
S3100	SOUTHERN STATES ENERGY BOARD	30,450	0	0	0	30,450
S3100	UNIFORM STATE LAWS, COMMISSION ON	22,272	0	0	0	22,272
	TOTAL LEGISLATIVE	15,045,739	0	0	0	15,045,739
JUDICIARY AND JUSTICE						
S3063	ATTORNEY GENERAL'S OFFICE	4,968,106	858,836	3,452,943	4,311,779	9,279,885
S3065	DISTRICT ATTORNEYS & STAFF	5,799,184	0	0	0	5,799,184
S3065	DIST ATT'S/CRIMINAL INVEST SAL INC	820,000	0	0	0	820,000
S3065	COMPULSORY ATTENDANCE COUNSELORS	3,109,942	0	0	0	3,109,942
H1575	JUDICIAL PERFORMANCE COMMISSION	183,225	0	0	0	183,225
S3064	SUPREME COURT SERVICES, OFFICE OF	3,988,841	0	458,559	458,559	4,447,400
S3064	ADMINISTRATIVE OFFICE OF COURTS	1,363,000	0	0	0	1,363,000
S3064	JUDICIARY SALARY INCREASE	1,200,000	0	0	0	1,200,000
S3064	TRIAL JUDGES	7,052,305	0	0	0	7,052,305
	TOTAL JUDICIARY AND JUSTICE	28,484,603	858,836	3,911,502	4,770,338	33,254,941
EXECUTIVE AND ADMINISTRATIVE						
H1541	ETHICS COMMISSION	372,805	0	0	0	372,805
H1558	GOVERNOR'S MANSION	503,672	0	0	0	503,672
H1557	GOVERNOR'S OFFICE - SUPPORT	1,812,602	0	0	0	1,812,602
	TOTAL EXECUTIVE AND ADMINISTRATIVE	2,689,079	0	0	0	2,689,079
FISCAL AFFAIRS						
H1542	AUDIT, DEPARTMENT OF	4,283,461	0	4,628,726	4,628,726	8,912,187
FINANCE & ADMINISTRATION, DEPT OF						
H1574	FIN MGMT/BUD & POLICY DEV - CONS	3,296,207	0	4,740,734	4,740,734	8,036,941
H1574	GENERAL SVCS/SUPPORT - CONS	8,785,956	0	2,512,165	2,512,165	11,298,121
H1572	TAX COMM - SUPPORT	36,001,147	120,000	1,307,450	1,427,450	37,428,597
H1581	GAMING COMMISSION	920,441	0	1,542,026	1,542,026	2,462,467
H1533	LICENSE TAG COMMISSION	1,365,400	0	0	0	1,365,400
H1549	TREASURER'S OFFICE, STATE	661,105	0	960,013	960,013	1,621,118
	TOTAL FISCAL AFFAIRS	55,313,717	120,000	15,691,114	15,811,114	71,124,831

SCHEDULE IV
FISCAL YEAR 1994 TOTAL STATE APPROPRIATIONS

BILL NO.	NAME OF AGENCY	GENERAL FUNDS	SPECIAL FUNDS			TOTAL APPROPRIATIONS
			FEDERAL FUNDS	OTHER SPECIAL FUNDS	TOTAL SPECIAL FUNDS	
PUBLIC EDUCATION						
EDUCATION, DEPARTMENT OF						
S3109	GEN EDUC PRGS & HB4 ADMIN	22,393,305	330,739,843	78,047,604	408,787,447	431,180,752
S3109	UNIFORM MILLAGE ASSIST GRANT PRG	21,398,918	0	9,690,956	9,690,956	31,089,874
S3109	VOCATIONAL & TECHNICAL EDUCATION	48,446,101	15,396,499	450,000	15,846,499	64,292,600
S3104	CHICKASAW INTEREST	5,842,865	0	0	0	5,842,865
S3111	MINIMUM PROGRAM	847,332,108	0	15,085,547	15,085,547	862,417,655
S3108	SCHOOL FOR THE BLIND & DEAF	7,600,673	699,598	500,000	1,199,598	8,800,271
S3105	EDUCATIONAL TELEVISION AUTHORITY	5,315,354	540,089	2,859,938	3,400,027	8,715,381
S3106	LIBRARY COMMISSION	5,346,632	1,911,335	506,672	2,418,007	7,764,639
	TOTAL PUBLIC EDUCATION	963,675,956	349,287,364	107,140,717	456,428,081	1,420,104,037
HIGHER EDUCATION						
INSTITUTIONS OF HIGHER LEARNING						
H1576	GENERAL SUPPORT - CONSOLIDATED	185,075,151	8,680,331	196,876,160	205,556,491	390,631,642
H1576	SUPERCOMPUTER	1,384,088	0	786,898	786,898	2,170,986
H1560	STUDENT FINANCIAL AID	1,981,427	830,000	784,510	1,614,510	3,595,937
H1561	UNIV RESEARCH CTR & MAINTENANCE	2,712,250	0	434,753	434,753	3,147,003
H1559	UM - MEDICAL CENTER CONSOLIDATED	65,398,621	26,224,713	152,298,731	178,523,444	243,922,065
H1580	COMM & JR COLLEGES - ADMINISTRATIVE	725,577	4,275,188	259,601	4,534,789	5,260,366
H1520	AID OF COAHOMA COM COLLEGE	300,000	0	0	0	300,000
H1584	SUPPORT	69,847,858	0	18,895,677	18,895,677	88,743,535
	TOTAL HIGHER EDUCATION	327,424,972	40,010,232	370,336,330	410,346,562	737,771,534
PUBLIC HEALTH						
S3052	HEALTH, STATE DEPT OF	24,167,331	88,009,590	51,015,661	139,025,251	163,192,582
	TOTAL PUBLIC HEALTH	24,167,331	88,009,590	51,015,661	139,025,251	163,192,582
HOSPITALS AND HOSPITAL SCHOOLS						
H1573	MENTAL HEALTH DEPT - CONSOLIDATED	105,428,833	21,571,705	93,188,523	114,760,228	220,189,061
	TOTAL HOSPITALS AND HOSPITAL SCHOOLS	105,428,833	21,571,705	93,188,523	114,760,228	220,189,061
AGRICULTURE AND COMMERCE						
H1553	AGRICULTURE & COMMERCE - SUPPORT	5,532,442	1,510,163	938,361	2,448,524	7,980,966
H1553	GRAIN DIVISION	609,538	0	0	0	609,538
H1554	PLANT INDUSTRY DIVISION	659,101	560,086	388,365	948,451	1,607,552
H1548	ANIMAL HEALTH, BOARD OF	1,705,341	183,831	399,936	583,767	2,289,108
ECONOMIC & COMMUNITY DEV, DEPT OF						
H1585	CONSOLIDATED	20,702,978	109,920,937	13,107,898	123,028,835	143,731,813
H1587	INST OF TECH DEV	260,000	0	0	0	260,000
FAIR & COLISEUM COMMISSION						
H1570	COUNTY LIVESTOCK SHOWS	172,090	0	0	0	172,090
H1583	MSU - AG & FORESTRY EXPR STATION	15,259,424	4,360,856	3,837,959	8,198,815	23,458,239

SCHEDULE IV
FISCAL YEAR 1994 TOTAL STATE APPROPRIATIONS

BILL NO.	NAME OF AGENCY	GENERAL FUNDS	SPECIAL FUNDS			TOTAL APPROPRIATIONS
			FEDERAL FUNDS	OTHER SPECIAL FUNDS	TOTAL SPECIAL FUNDS	
AGRICULTURE AND COMMERCE CONT.						
H1532	MSU - COOPERATIVE EXTENSION SERVICE	13,903,780	8,482,925	3,138,440	11,621,365	25,525,145
H1531	MSU - FOREST PRODUCTS UTIL LAB	2,159,191	76,000	210,278	286,278	2,445,469
H1562	MSU - VETERINARY SCHOOL	6,732,523	0	2,802,647	2,802,647	9,535,170
TOTAL AGRICULTURE AND COMMERCE		67,696,408	125,094,798	24,823,884	149,918,682	217,615,090
CONSERVATION						
S3060	ARCHIVES & HISTORY, DEPARTMENT OF	3,373,745	603,528	753,029	1,356,557	4,730,302
H1473	GOV MABUS & ALLAIN PORTRAIT'S	5,000	0	0	0	5,000
S3050	BEAUVOIR SHRINE	12,500	0	0	0	12,500
S3066	ENVIRONMENTAL QUALITY, DEPT OF	10,255,186	34,115,069	33,647,219	67,762,288	78,017,474
S3054	FORESTRY COMMISSION	16,997,513	2,007,937	8,355,078	10,363,015	27,360,528
S3046	GRAND GULF MILITARY MONUMENT COMM	140,138	0	59,099	59,099	199,237
S3051	MISSISSIPPI RIVER PARKWAY COMM	17,754	0	0	0	17,754
S3094	SOIL & WATER CONSERVATION COMM	463,663	45,552	730,789	776,341	1,240,004
H1535	TENNESSEE-TOMBIGBEE WATERWAY DEV	84,278	0	197,732	197,732	282,010
S3110	WILDLIFE/FISHERIES/PARKS DEPT - CONS	7,871,979	8,037,679	27,154,207	35,191,886	43,063,865
TOTAL CONSERVATION		39,221,756	44,809,765	70,897,153	115,706,918	154,928,674
INSURANCE AND BANKING						
S3059	PUBLIC EMPL RETIR SYSTEM - TEACHERS	162,384	0	0	0	162,384
TOTAL INSURANCE AND BANKING		162,384	0	0	0	162,384
CORRECTIONS						
CORRECTIONS, DEPT OF						
H1571	SUPPORT	79,802,868	736,503	4,739,361	5,475,864	85,278,732
H1571	FARMING OPERATIONS	2,505,790	0	0	0	2,505,790
H1571	MEDICAL SERVICES	8,698,175	0	0	0	8,698,175
H1547	REIMBURSEMENT - LOCAL CONFINEMENT	3,484,247	0	0	0	3,484,247
TOTAL CORRECTIONS		94,491,080	736,503	4,739,361	5,475,864	99,966,944
SOCIAL WELFARE						
S3055	MEDICAID COMMISSION	171,762,681	1,205,589,344	152,260,343	1,357,849,687	1,529,612,368
HUMAN SERVICES, DEPARTMENT OF						
S3056	AGING & ADULT SVCS DIV	971,016	0	0	0	971,016
S3056	CHILD SUPPORT ENFORCEMENT DIV	5,980,504	25,320,388	11,547,502	36,867,890	42,848,394
S3056	CHILDREN & YOUTH OFF	205,089	0	0	0	205,089
S3056	ECONOMIC ASSISTANCE DIV	35,157,629	101,115,839	10,229,146	111,344,985	146,502,614
S3056	JOBS PROGRAM	9,452,412	24,691,361	0	24,691,361	34,143,773
S3056	SOCIAL SERVICES OFF	6,146,624	22,258,233	3,076,720	25,334,953	31,481,577
S3056	SUPPORT SERVICES DIV	5,098,886	8,461,821	395,103	8,856,924	13,955,810
S3056	YOUTH SERVICES DIV	9,121,094	3,286,186	96,755	3,382,941	12,504,035

SCHEDULE IV
FISCAL YEAR 1994 TOTAL STATE APPROPRIATIONS

BILL NO.	NAME OF AGENCY	GENERAL FUNDS	SPECIAL FUNDS			TOTAL APPROPRIATIONS
			FEDERAL FUNDS	OTHER SPECIAL FUNDS	TOTAL SPECIAL FUNDS	
SOCIAL WELFARE						
CONT.						
REHABILITATION SERVICES, DEPT OF						
S3053	SPECIAL SERVICES, OFFICE OF	744,576	2,993,435	97,675	3,091,110	3,835,686
S3053	VOCATIONAL REHAB, OFFICE OF	5,319,240	26,542,214	1,218,710	27,760,924	33,080,164
S3053	VOCATIONAL REHAB FOR THE BLIND	1,050,809	7,110,189	634,501	7,744,690	8,795,499
TOTAL SOCIAL WELFARE		251,010,560	1,427,369,010	179,556,455	1,606,925,465	1,857,936,025
MLTY, POLICE & VETS' AFFAIRS						
H1551	EMERGENCY MANAGEMENT AGENCY	583,236	1,815,500	305,056	2,120,556	2,703,792
H1592	DISASTER RELIEF CONSOLIDATED	1,768,945	6,367,849	2,035,535	8,403,384	10,172,329
H1577	MILITARY DEPARTMENT - SUPPORT	2,929,327	0	0	0	2,929,327
H1577	ARMORY CONSTRUCTION & MAINTENANCE	671,457	0	0	0	671,457
H1577	EDUCATIONAL ASSISTANCE	428,572	0	0	0	428,572
H1579	NARCOTICS, BUREAU OF	4,845,889	350,057	338,075	688,132	5,534,021
PUBLIC SAFETY, DEPARTMENT OF						
H1578	HIGHWAY SAFETY PATROL, DIVISION OF	29,452,021	824,000	5,072,423	5,896,423	35,348,444
H1578	CRIME LAB	2,217,176	0	835,205	835,205	3,052,381
H1578	CRIME LAB - ST MEDICAL EXAMINER	238,605	0	76,332	76,332	314,937
H1578	LAW ENFORCEMENT OFFS' TNG ACADEMY	611,084	0	825,996	825,996	1,437,080
H1578	PUB SAFETY PLANNING(SEE SCHED II)	476,940	0	0	0	476,940
H1578	SUPPORT SERVICES	3,766,735	0	463,856	463,856	4,230,591
H1552	VETERANS' AFFAIRS BD	412,928	1,961,397	1,904,228	3,865,625	4,278,553
TOTAL MLTY, POLICE & VETS' AFFAIRS		48,402,915	11,318,803	11,856,706	23,175,509	71,578,424
LOCAL ASSISTANCE						
S3058	HOMESTEAD EXEMPTION REIMBURSEMENT	68,211,000	0	0	0	68,211,000
TOTAL LOCAL ASSISTANCE		68,211,000	0	0	0	68,211,000
MISCELLANEOUS						
S3061	ARTS COMMISSION	504,224	725,939	208,100	934,039	1,438,263
TOTAL MISCELLANEOUS		504,224	725,939	208,100	934,039	1,438,263
DEBT SERVICE						
H1568	BANK SERVICE CHARGE	35,000	0	0	0	35,000
H1568	BONDS AND INTEREST	44,750,253	0	10,251,133	10,251,133	55,001,386
TOTAL DEBT SERVICE		44,785,253	0	10,251,133	10,251,133	55,036,386
TOTAL CURRENT GEN FD APPROP		2,136,715,810	2,109,912,545	943,616,639	3,053,529,184	5,190,244,994
DEFERRED APPROPRIATIONS						
AID TO MUNICIPALITIES		750,000	0	0	0	750,000
TOTAL DEFERRED APPROPRIATIONS		750,000	0	0	0	750,000
TOTAL CURRENT & DEFERRED GEN FD APPROP		2,137,465,810	2,109,912,545	943,616,639	3,053,529,184	5,190,994,994

SCHEDULE IV
FISCAL YEAR 1994 TOTAL STATE APPROPRIATIONS

BILL NO.	NAME OF AGENCY	SPECIAL FUNDS			TOTAL APPROPRIATIONS
		GENERAL FUNDS	FEDERAL FUNDS	OTHER SPECIAL FUNDS	
REAPPROPRIATIONS FROM FY 1993					
S3028	BLDG, BUR OF - CAP EXP - R & R - GE	113,001	0	0	113,001
	TOTAL REAPPROPRIATIONS FROM FY 1993	113,001	0	0	113,001
	TOTAL CURRENT & DEFERRED GEN FD APPROP & REAPPR	2,137,578,811	2,109,912,545	943,616,639	5,191,107,995
PART II - SPECIAL FUND AGENCIES					
H1540	ACCOUNTANCY, BD OF PUBLIC	0	0	318,270	318,270
S3092	AGRICULTURAL AVIATION BD	0	0	60,215	60,215
	AGRICULTURE AND COMMERCE				
H1564	EGG MARKETING BD	0	0	70,465	70,465
H1555	FARMERS CENTRAL MARKET	0	0	363,956	363,956
H1539	ARCHITECTURE, BD OF	0	0	154,694	154,694
S3091	ATHLETIC COMMISSION	0	0	62,518	62,518
H1546	BANKING & CONSUMER FIN - MAINT FD	0	0	1,535,390	1,535,390
H1545	CONSUMER FINANCE FUND	0	0	489,140	489,140
S3090	BAR ADMISSIONS, BD OF	0	0	170,735	170,735
S3089	BARBER EXAMINERS, BD OF	0	0	139,919	139,919
	CENTRAL DATA PROCESSING AUTH				
H1586	COMPUTER CENTER	0	0	7,372,675	7,372,675
H1586	SUPPORT	0	0	390,439	390,439
H1586	SYSTEMS POLICY & PLANNING	0	0	3,590,129	3,590,129
H1586	TELECOMMUNICATIONS	0	0	386,476	386,476
H1586	TELEPHONE FUND	0	0	18,485,585	18,485,585
H1566	CHIROPRACTIC EXAMINERS, BD OF	0	0	34,100	34,100
S3088	COAST COLISEUM COMMISSION	0	0	2,126,603	2,126,603
H1571	CORRECTIONS-PRISON INDUSTRIES	0	0	250,000	250,000
S3087	COSMETOLOGY, BD OF	0	0	464,181	464,181
H1536	DENTAL EXAMINERS, BD OF	0	0	220,090	220,090
S3109	EDUC, DEPT OF - WRITING TO READ	0	0	750,000	750,000
H1582	EMPLOYMENT SECURITY COMMISSION	0	68,012,599	0	68,012,599
H1582	ACQUIRE OR IMPROVE BUILDINGS	0	700,000	0	700,000
H1582	SPECIAL ADMINISTRATION FUND	0	0	1,120,000	1,120,000
S3086	ENGINEERS & LAND SURVEYORS, BD OF	0	0	363,170	363,170
H1569	FAIR & COLISEUM COMM - SUPPORT	0	0	2,614,455	2,614,455
H1570	DIXIE NATIONAL LIVESTOCK SHOW	0	0	680,150	680,150
H1574	FIN & ADMIN - TORT CLAIMS BD	0	0	11,220,000	11,220,000
S3093	FORESTERS, BD OF REGISTRATION FOR	0	0	24,500	24,500
H1534	FUNERAL SERVICES, BD OF	0	0	129,715	129,715
S3085	GULFPORT PORT AUTH	0	0	13,931,000	13,931,000
	HUMAN SERVICES, DEPT OF				
S3056	AGING & ADULT SVCS DIV	0	15,761,799	2,000	15,763,799
S3056	CHILDREN & YOUTH OFF	0	27,762,863	0	27,762,863

SCHEDULE IV
FISCAL YEAR 1994 TOTAL STATE APPROPRIATIONS

BILL NO.	NAME OF AGENCY	GENERAL FUNDS	SPECIAL FUNDS			TOTAL APPROPRIATIONS
			FEDERAL FUNDS	OTHER SPECIAL FUNDS	TOTAL SPECIAL FUNDS	
PART II - SPECIAL FUND AGENCIES						
CONT.						
S3056	COMMUNITY SVCS DIV	0	27,433,498	1,351,838	28,785,336	28,785,336
S3056	SOCIAL SVCS BLOCK GRANT PRG	0	29,812,689	0	29,812,689	29,812,689
H1561	IHL - UNIV RES CENTER - MARIS	0	0	272,165	272,165	272,165
S3062	INSURANCE DEPT	0	0	3,960,429	3,960,429	3,960,429
S3062	RELOCATING OR RENOVATING EXPENSES	0	0	201,500	201,500	201,500
S3084	MEDICAL LICENSURE, BD OF	0	0	848,211	848,211	848,211
H1556	MENTAL HEALTH - ALCOHOL & DRUG PRG	0	0	3,375,433	3,375,433	3,375,433
MILITARY DEPARTMENT						
H1577	ANG TRAINING SITE BASE OPERATIONS	0	1,454,327	0	1,454,327	1,454,327
H1577	CAMP SHELBY BASE OPERATIONS	0	16,921,643	0	16,921,643	16,921,643
H1577	CAMP SHELBY TIMBER	0	0	760,057	760,057	760,057
H1577	SERVICE CONTRACT	0	10,311,564	593,923	10,905,487	10,905,487
H1519	MOTOR VEHICLE COMMISSION	0	0	266,697	266,697	266,697
S3082	NURSING HOME ADMINISTRATORS, BD OF	0	0	110,775	110,775	110,775
S3083	NURSING, BD OF	0	0	986,501	986,501	986,501
S3070	OIL & GAS BD	0	103,900	1,910,069	2,013,969	2,013,969
S3081	OPTOMETRY, BD OF	0	0	40,300	40,300	40,300
S3101	PAT HARRISON WATERWAY DISTRICT	0	0	4,156,022	4,156,022	4,156,022
S3068	PEARL RIVER BASIN DEVELOPMENT DIST	0	0	1,670,816	1,670,816	1,670,816
S3067	PEARL RIVER VALLEY WATER SUPPLY DIST	0	0	5,548,414	5,548,414	5,548,414
H1544	PERSONNEL BD	0	0	3,590,550	3,590,550	3,590,550
H1544	TRAINING FUND ACCOUNT	0	0	228,261	228,261	228,261
H1538	PHARMACY, BD OF	0	0	473,158	473,158	473,158
H1537	PROFESSIONAL COUNSELOR LICENSING BD	0	0	36,435	36,435	36,435
S3080	PSYCHOLOGICAL EXAMINERS, BD OF	0	0	54,800	54,800	54,800
H1563	PUBLIC CONTRACTORS, BD OF	0	0	393,452	393,452	393,452
S3077	PUB EMPLOYEES' RETIREMENT-ADM/BLDG	0	0	6,096,838	6,096,838	6,096,838
PUBLIC SAFETY, DEPARTMENT OF						
H1578	LAW ENF OFFS' STDS/TNG	0	225,375	1,499,201	1,724,576	1,724,576
H1578	PUB SAFETY PLANNING	0	10,243,937	0	10,243,937	10,243,937
S3079	PUBLIC SERVICE COMMISSION	0	0	5,854,953	5,854,953	5,854,953
S3078	PUBLIC UTILITIES STAFF	0	0	1,789,036	1,789,036	1,789,036
S3073	REAL ESTATE COMMISSION	0	0	699,759	699,759	699,759
S3072	APPRAISER LICENSING & CERT BD	0	0	201,445	201,445	201,445
REHABILITATION SVCS, DEPT OF						
S3053	SUPPORT SERVICES, OFFICE OF	0	0	1,753,346	1,753,346	1,753,346
S3053	DISABILITY DET SERVICES	0	28,503,284	750,000	29,253,284	29,253,284
S3053	VRB - ROYAL MAID PROJECT	0	0	8,779,368	8,779,368	8,779,368
S3053	VRB-REHAB ENGINEERING & TECH CTR	0	0	1,402,732	1,402,732	1,402,732
S3076	SAVINGS ASSOCIATIONS, DEPARTMENT OF	0	0	269,263	269,263	269,263

SCHEDULE IV
FISCAL YEAR 1994 TOTAL STATE APPROPRIATIONS

BILL NO.	NAME OF AGENCY	GENERAL FUNDS	SPECIAL FUNDS		TOTAL APPROPRIATIONS
			FEDERAL FUNDS	OTHER SPECIAL FUNDS	
PART II - SPECIAL FUND AGENCIES					
	CONT.				
H1543	SECRETARY OF STATE	0	0	5,303,359	5,303,359
S3057	STATE FIRE ACADEMY	0	0	2,764,464	2,764,464
S3064	SUPREME CT-CONTINUING LEGAL EDUC FD	0	0	86,000	86,000
S3069	TOMBIGBEE RIVER VALLEY WATER MGNT	0	50,000	1,907,568	1,957,568
S3075	VETERANS' HOME PURCHASE BD	0	0	33,998,313	33,998,313
S3074	VETERANS' MEMORIAL STADIUM COMM	0	0	586,348	586,348
H1565	VETERINARY EXAMINERS, BD OF	0	0	106,125	106,125
H1550	WORKERS' COMPENSATION COMMISSION	0	404,543	3,976,016	4,380,559
S3071	YELLOW CREEK INLAND PORT AUTHORITY	0	0	1,625,168	1,625,168
	TOTAL PART II - SPECIAL FUND AGENCIES	0	237,702,021	177,799,678	415,501,699
PART III - TRANSPORTATION DEPT					
S3102	TRANSPORTATION, DEPT OF	0	240,516,485	365,988,784	606,505,269
S3102	STATEWIDE LITTER PREVENTION PRG	0	0	100,000	100,000
H1567	STATE AID ROAD DIV - ADMIN/CONST	0	21,900,000	46,924,570	68,824,570
	TOTAL PART III - TRANSPORTATION DEPT	0	262,416,485	413,013,354	675,429,839
	TOTAL SPECIAL FUND APPROP & REAPPROPRIATIONS	0	500,118,506	590,813,032	1,090,931,538
	TOTAL STATE APPROPRIATIONS	2,137,578,811	2,610,031,051	1,534,429,671	6,282,039,533

GENERAL AND SPECIAL FUNDS
 ADDITIONALS AND DEFICITS
 INCLUDED IN FY 93
 (FOR INFORMATION ONLY)

BILL NO.	NAME OF AGENCY	GENERAL FUNDS	SPECIAL FUNDS	TOTAL FUNDS
S2959	TREASURER'S OFFICE - BONDS/INTEREST	3,164,989	0	3,164,989
S2990	ATT GEN-JUDGE/SETTLEMENTS	977,960	0	977,960
S2961	CORRECTIONS - LOCAL CONFINEMENT	2,784,662	0	2,784,662
S2967	GRAND GULF MILITARY MONUMENT COMM	1,100	0	1,100
S2968	MENTAL HEALTH, DEPT OF	950,000	0	950,000
S2989	HUMAN SERVICES, DEPT OF	1,641,185	4,685	1,645,870
S3029	MILDLIFE, FISHERIES & PARKS DEPT	150,000	0	150,000
S3019	JUDICIAL PERFORMANCE, COMM ON	5,000	0	5,000
S3100	MISS AGRIBUSINESS COUNCIL	150,000	500,000	650,000
S2966	FIN & ADMIN -TORT CLAIMS	80,000	0	80,000
S2960	FORESTRY COMMISSION	0	893,484	893,484
S2962	ANIMAL HEALTH, BOARD OF	0	10,000	10,000
S2963	PAT HARRISON WATERWAY DISTRICT	0	369,600	369,600
S2964	NURSING, BOARD OF	0	35,000	35,000
S2965	DISTRICT ATTORNEY'S	0	24,500	24,500
S2969	INSURANCE, DEPT OF	0	50,000	50,000
S3018	COSMETOLOGY, BOARD OF	0	1,453	1,453
S3017	ATHLETIC COMMISSION	0	5,673	5,673
S3020	HEALTH, DEPT OF	0	1,141,000	1,141,000
S3033	PERSONNEL BOARD	0	200,000	200,000
H1569	FAIR COMMISSION	0	74,900	74,900
H1570	FAIR COMM - DIXIE NATIONAL	0	58,150	58,150
S3114	PSYCHOLOGICAL EXAMINERS BOARD	0	8,500	8,500
H1574	FIN & ADMIN - MS MGNT/REPORTING SY	0	8,362,518	8,362,518
S3053	REHAB SVCS - VR - OLD DEBTS	0	8,370	8,370
TOTAL STATE ADDITIONALS AND DEFICITS		9,904,896	11,747,833	21,652,729

FISCAL YEAR 1994 EDUCATION ENHANCEMENT FUND APPROPRIATION
(For Information Only)

NAME OF AGENCY	GENERAL FUNDS	FEDERAL FUNDS	OTHER SPECIAL FUNDS	FY 1994 ENHANCEMENT FUNDS	TOTAL SPECIAL FUNDS	TOTAL FY 1994 APPROPRIATION	FY 1993 ENHANCEMENT FUNDS
GENERAL EDUCATION PROGRAM	\$14,346,109	\$330,739,843	\$8,705,148	\$0	\$339,444,991	\$353,791,100	\$0
BUILDINGS & BUSES	0	0	0	16,000,000	16,000,000	16,000,000	16,000,000
SUPPLIES & INST MATERIALS	0	0	0	11,274,829	11,274,829	11,274,829	10,000,000
TEXTBOOKS	6,647,196	0	774,080	9,796,547	10,570,827	17,217,823	8,689,080
INDUSTRIAL TRAINING	1,400,000	0	0	500,000	500,000	1,900,000	500,000
SCHOOL MILLAGE REDUCTION	0	0	0	30,997,000	30,997,000	30,997,000	30,000,000
TOTAL GENERAL ED PRG	22,393,305	330,739,843	9,479,228	68,568,376	408,787,447	431,180,752	65,169,080
VOC & TECH EDUCATION	48,446,101	15,396,499	0	450,000	15,846,499	64,292,600	0
UNIFORM MILLAGE ASST GRT	21,398,918	0	0	9,690,956	9,690,956	31,089,874	8,503,241
LIBRARY COMMISSION	5,346,632	1,911,335	50,000	456,672	2,418,007	7,764,639	426,000
MINIMUM PROGRAM	759,297,158	0	0	0	0	759,297,158	0
TRANSPORTATION	36,700,000	0	0	9,350,716	9,350,716	46,050,716	8,300,000
READING AST - TEACH UNITS	31,926,874	0	0	5,734,831	5,734,831	37,661,705	0
SPECIAL ED/GIFTED PROGRAM	19,408,076	0	0	0	0	19,408,076	500,000
TOTAL MINIMUM PROGRAM	847,332,108	0	0	15,085,547	15,085,547	862,417,655	8,800,000
EDUCATIONAL TELEVISION AUTH	5,315,354	540,089	1,938,598	921,340	3,400,027	8,715,381	859,459
ARTS COMMISSION	504,224	725,939	8,100	200,000	934,039	1,438,263	200,000
JUNIOR COLLEGE - ADMIN	725,577	4,275,188	159,801	100,000	4,534,789	5,260,366	0
JUNIOR COLLEGE - SUPPORT:							
ACADEMIC	55,001,859	8,016,840	82,366,365	15,388,828	105,772,033	160,773,892	12,210,410
VO-TECH	2,146,168	312,816	3,213,929	605,933	4,132,678	6,278,846	524,530
PARTTIME	6,418,076	935,472	9,611,195	1,812,030	12,358,697	18,776,773	1,485,960
NURSING	3,856,755	562,144	5,775,566	1,088,886	7,426,596	11,283,351	779,100
ALLIED HEALTH	800,000	116,605	1,198,016	0	1,314,621	2,114,621	0
HEALTH INSURANCE	1,625,000	236,853	2,433,469	0	2,670,322	4,295,322	0
COAHOMA - ADDITIONAL	300,000	0	0	0	0	300,000	0
TOTAL JC - SUPPORT	70,147,858	10,180,730	104,598,540	18,895,677	133,674,947	203,822,805	15,000,000
INSTITUTIONS OF HIGHER LEARNING:							
ALCOHOL SAFETY EDUCATION	0	0	1,058,250	0	1,058,250	1,058,250	0
STATE COURT EDUCATION	0	0	1,555,433	0	1,555,433	1,555,433	0
ON - CAMPUS/OFF - CAMPUS	175,659,132	27,400	173,452,678	17,080,254	190,560,332	366,219,464	14,151,880
EXECUTIVE OFFICE	2,053,606	772,276	50,000	156,400	978,676	3,032,282	156,400
MS. STATE CHEMICAL LAB	1,083,216	0	320,000	85,100	405,100	1,488,316	85,100
MS. WATER RES INST	116,093	0	0	9,200	9,200	125,293	9,200
MS. LAW RESEARCH INST	301,483	167,280	20,000	23,000	210,280	511,763	23,000
MS. MINERAL RES INST	397,568	1,492,259	459,965	25,300	1,977,524	2,375,092	25,300
RESEARCH INST PHARM SCI	1,811,161	3,231,447	1,163,079	105,800	4,500,326	6,311,487	105,800
GULF COAST RESEARCH LAB	2,672,496	2,989,669	1,104,701	207,000	4,301,370	6,973,866	207,000
SUPERCOMPUTER	1,384,088	0	786,898	0	786,898	2,170,986	0
MS POLYMER INST	500,000	0	0	0	0	500,000	0
SMALL FARM DEV CTR - ASU	250,000	0	0	0	0	250,000	0
MS. GOVERNOR'S SCHOOL	150,000	0	0	0	0	150,000	7,500
INTEREST FUNDS	80,396	0	0	0	0	80,396	4,020
IHL - GENERAL SUPPORT CONS	186,459,239	8,680,331	179,971,004	17,692,054	206,343,389	392,802,628	14,775,200
STUDENT FINANCIAL AID	1,981,427	830,000	784,510	0	1,614,510	3,595,937	161,000
UNIV RESEARCH CTR/MAINT	2,712,250	0	64,453	370,300	434,753	3,147,003	209,300
MARIS	0	0	272,165	0	272,165	272,165	0
COLLEGE OF VETERINARY MED	6,732,523	0	2,262,147	540,500	2,802,647	9,535,170	540,500
UM - MEDICAL CTR CONS	65,398,621	26,224,713	147,351,431	4,947,300	178,523,444	243,922,065	4,947,300
MS. COOPERATIVE EXT SERV	13,903,780	8,482,925	2,087,339	1,051,101	11,621,365	25,525,145	1,051,100
MS. AGRI & FORESTRY EXP STA	15,259,424	4,360,856	2,694,859	1,143,100	8,198,815	23,458,239	1,143,100
FOREST PRODUCTS UTIL LAB	2,159,191	76,000	37,778	172,500	286,278	2,445,469	172,500
TOTAL IHL	294,606,455	48,654,825	335,525,886	25,916,855	410,097,366	704,703,821	23,000,000
WILDLIFE - PROJECT WILD	23,400	0	0	28,442	28,442	51,842	0
ECONOMIC AND COMM DEV	20,702,978	109,920,937	13,107,898	0	123,028,835	143,731,813	2,600,000
ED ENHANCE DIVERSIONS:							
- PUBLIC SCHOOL BILDG FUND	0	0	10,000,000	10,000,000	20,000,000	20,000,000	10,000,000
- MUNICIPALITIES	0	0	0	7,000,000	7,000,000	7,000,000	1,000,000
TOTAL ED ENHANCE DIV	0	0	10,000,000	17,000,000	27,000,000	27,000,000	11,000,000
EDUCATION ENHANCE FUND	0	0	0	0	0	0	500,000
STABILIZATION RESERVE FUND	0	0	0	25,000,000	25,000,000	25,000,000	25,000,000
GENERAL FUND	0	0	0	0	0	0	4,942,220
TOTAL	\$1,336,942,910	\$522,345,385	\$474,867,851	\$182,313,885	\$1,179,526,901	\$2,516,469,811	\$166,000,000