

STATE OF MISSISSIPPI

JOINT LEGISLATIVE BUDGET COMMITTEE

Tim Ford, Chairman
Speaker, House of Representatives

Eddie Briggs, Vice Chairman
Lieutenant Governor

Walter A. (Pud) Graham
President Pro Tempore

Robert G. Clark
Speaker Pro Tempore

Robert G. (Bunky) Huggins
Chairman, Senate Appropriations Committee

Charles W. Capps, Jr.
Chairman, House Appropriations Committee

William R. (Bill) Minor
Chairman, Senate Finance Committee

Charlie Williams
Chairman, House Ways and Means Committee

Barbara Blackmon
Vice Chairman, Senate Finance Committee

Glenn E. Endris
Chairman, House Rules Committee

STAFF

Robert A. Greenlee, Director
Lee Lindell, Deputy Director

C O N T E N T S

State of Mississippi General Fund Budget Discussion.....	2
Chart - General Funds Available for Funding Fiscal Year 1996 Budget.....	4
Chart - Actual General Fund Budget by Major Expenditure Classification for Fiscal Year 1996..	5
Schedule I - General Fund Appropriations - Fiscal Year 1996 Compared with Fiscal Year 1995...	6
Schedule II - Special Fund Appropriations - Fiscal Year 1996 Compared with Fiscal Year 1995..	11
Schedule IV - Total State Appropriations - Fiscal Year 1996.....	14
General Fund and Special Fund - Additional and Deficits (FIO) - Fiscal Year 1995.....	21
SB 3120 Education Enhancement Disbursement (FIO).....	22

STATE OF MISSISSIPPI GENERAL FUND BUDGET
FOR FISCAL YEAR 1996

The Joint Legislative Budget Committee feels that an explanation of the General Fund receipts anticipated and appropriations authorized for Fiscal Year 1996, as well as the ending balance anticipated on June 30, 1996, should be made in examining the schedule found in the Fiscal Year 1996 Appropriations Bulletin.

As you will note from the statement found on page three of the Bulletin, it is estimated that an unencumbered balance of \$11,070,612 will remain in the State Treasury on June 30, 1996.

The Fiscal Year 1995 appropriated figures contained in this report are the amounts actually appropriated by the 1994 Legislature and Extraordinary Legislative Session of 1994 plus all deficits and additionals appropriated by the 1995 Legislature.

Total current and deferred General Fund appropriations made by the 1995 Legislature amounted to \$2,681,081,889. The Legislature appropriated or authorized \$3,570,339,608 from Special Fund sources including Federal Funds for the operation of all General Fund agencies and functions during Fiscal Year 1996. The Fiscal Year 1996 budget is \$11,576,452 more than the Fiscal Year 1995 appropriated budget or an increase of 0.43%.

The General Fund budget increases and decreases by major categories as appropriated are for the following purposes:

	<u>INCREASE OR DECREASE</u>	<u>PERCENT OF TOTAL</u>
Public Education	\$ 20,294,308	175.31
Junior Colleges	6,817,060	58.89
Universities - Support	816,348	7.05
Other Higher Education Programs	<u>(16,260,031)</u>	<u>(140.46)</u>
TOTAL INCREASE FOR EDUCATION	\$ 11,667,685	100.79
Corrections	\$ (32,405,786)	(279.93)
Social Welfare	54,666,152	472.22
Agriculture and Commerce	(2,188,054)	(18.90)
Hospitals and Hospital Schools	12,616,790	108.99
Conservation	2,880,572	24.88
Net Miscellaneous Increase and Decrease	<u>(35,660,907)</u>	<u>(308.05)</u>
TOTAL INCREASE	\$ 11,576,452	100.00
	=====	=====

GENERAL FUNDS AVAILABLE FOR FUNDING FISCAL YEAR 1996 BUDGET
(All estimates are based on tax collection trends as of April 1, 1995)

Estimated General Fund Balance July 1, 1995.....		\$ 66,394,389
Projected Revenue FY 96		
Tax Commission Collections.....	\$ 2,608,800,000	
Other Collections.....	68,400,000	
Transfer to General Fund (From Disaster Asst. Trust Fund).....	3,500,000	
TOTAL RECEIPTS FY 96 (Calculated).....		2,680,700,000
TOTAL FUNDS AVAILABLE FY 96.....		\$ 2,747,094,389
Less: 2% Funds Available for FY 96 (Limitation Imposed by House Bill 505 of 1992).....		(54,941,888)
TOTAL FUNDS AVAILABLE FY 96 (Calculated - 98%).....		\$ 2,692,152,501
Add: Anticipated FY 95 Reappropriation Lapse (Encumbered).....		6,610,000
Less: Total Current General Fund Appropriations.....	\$ 2,680,331,889	
Total Deferred Appropriations.....	750,000	
TOTAL CURRENT AND DEFERRED GENERAL FUND APPROPRIATIONS.....	\$ 2,681,081,889	
Total Reappropriations from FY 95.....	6,610,000	
TOTAL APPROPRIATIONS FY 96.....		(2,687,691,889)
Estimated General Fund Balance June 30, 1996 (Unencumbered).....		\$ 11,070,612 ¹ =====

NOTE: General Fund Balance is subject to adjustment after all FY 95 encumbrances have been paid through 8-31-95.

¹Balance is subject to change due to regular appropriation lapses and lapses of capital expense reappropriations which will be reappropriated from FY 96.

SCHEDULE I appearing in this report reflects the amount of General Funds required to operate each General Fund agency or program during FY 96 as compared to the funds required for FY 95.

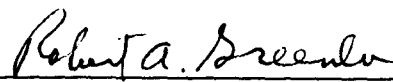
SCHEDULE II appearing in this report shows the amount of Special Funds appropriated or authorized for the operation of each Special Fund agency during FY 96 as compared to the funds required for FY 95.

SCHEDULE IV appearing in this report reflects the Total State Appropriations for FY 1996 by General Funds appropriated and Special Funds and Federal Funds appropriated or authorized.

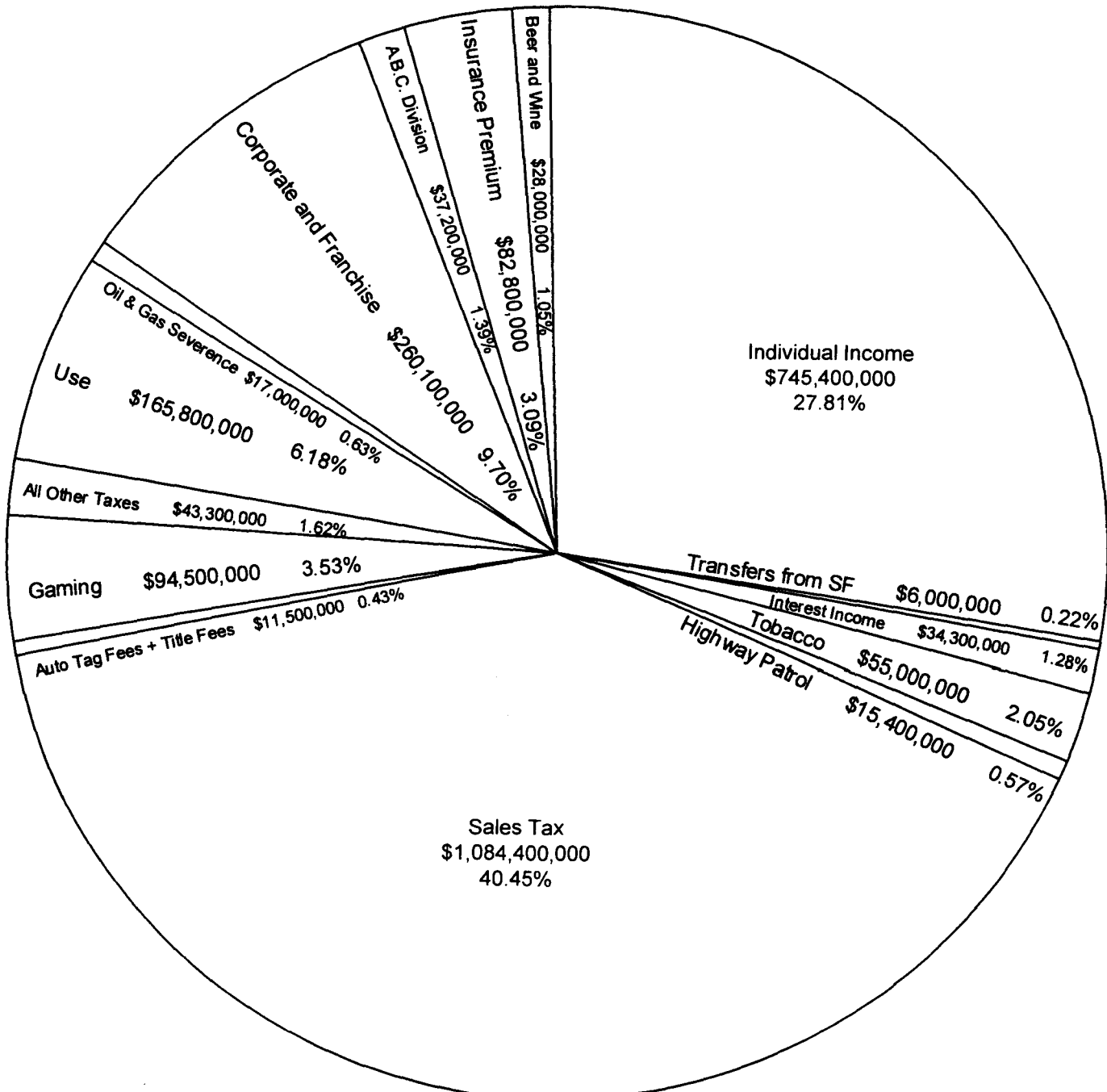
REVENUE ADJUSTMENTS PASSED 1995 LEGISLATURE AFFECTING FY 96

	Recurring	Non-Recurring	Total	T/C Coll.	Other Coll.
HB1703 Trans/GF from Dis. Asst. Trust Fund	\$ -	\$ 500,000	\$ 500,000	\$ -	\$ 500,000
SB3195 Trans/GF from Dis. Asst. Trust Fund	-	3,000,000	3,000,000	-	3,000,000
Total - FY 96	\$ -	\$ 3,500,000	\$ 3,500,000	\$ -	\$ 3,500,000
	=====	=====	=====	=====	=====

Submitted by:

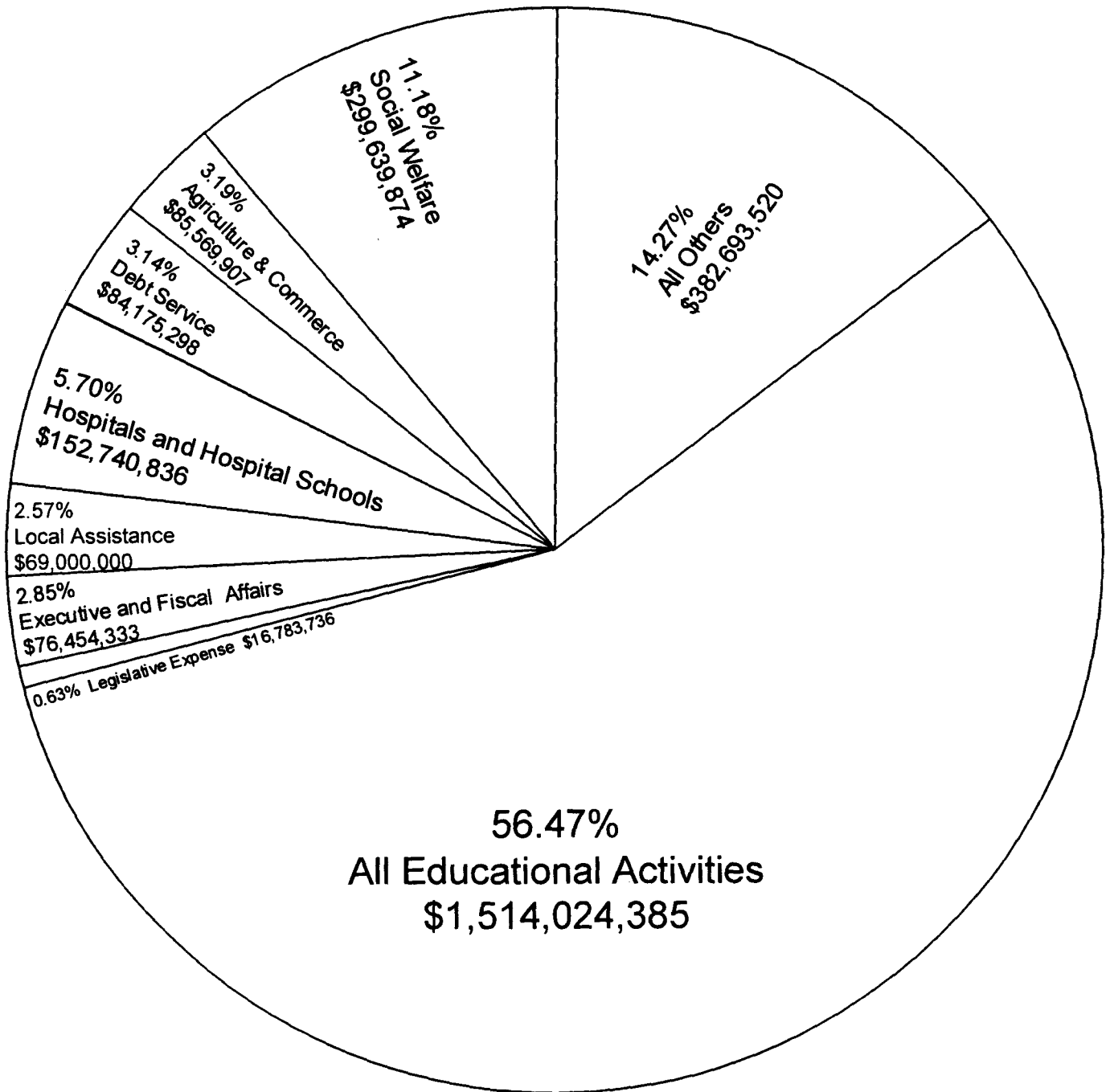

Robert A. Greenlee, Director
Joint Legislative Budget Committee

General Funds Available For Funding Fiscal Year 1996 Budget (est.)



GENERAL FUND NET RECEIPTS FY 1996 (est.)	\$2,680,700,000 (100%)
LESS 2% NET RECEIPTS FY 1996 (est.) (LIMITATION HB505 LAWS OF 1992)	<u>-53,614,000 (2%)</u> \$2,627,086,000 (98%)
GENERAL FUNDS UNENCUMBERED JUNE 30, 1995 AVAILABLE FOR FUNDING FY 1996 BUDGET (est.)	<u>+60,605,889</u>
TOTAL GENERAL FUNDS AVAILABLE FOR FUNDING FISCAL YEAR 1996 BUDGET (est.)	<u>\$2,687,691,889</u>

Actual General Fund Appropriations By Major Expenditure Classifications For Fiscal Year 1996



Total For Fiscal Year 1996

\$2,681,081,889	(100%) TOTAL CURRENT AND DEFERRED GENERAL FUND APPROPRIATIONS
<u>6,610,000</u>	REAPPROPRIATIONS FROM FY1995
<u>\$2,687,691,889</u>	TOTAL CURRENT AND DEFERRED GENERAL FUND APPROPRIATIONS AND REAPPROPRIATIONS

SCHEDULE I
GENERAL FUND APPROPRIATIONS
FISCAL YEAR 1996 COMPARED WITH FISCAL YEAR 1995

FY 1996 BILL NO.	NAME OF AGENCY	APPROPRIATIONS FY95	APPROPRIATIONS FY96	INCREASE OR DECREASE	PERCENT OF INCREASE OR DECREASE	PERCENT OF TOTAL FY96 APPROPRIATION
PART I - GENERAL FUND AGENCIES						
LEGISLATIVE						
H1667	LEGISLATIVE BUDGET COMMITTEE, JOINT	1,620,647	1,767,176	146,529	9.04	
H1667	LEGISLATIVE EXPENSE - MONTHLY ALLOW	1,550,100	1,377,900	-172,200	-11.11	
H1667	LEGISLATIVE EXPENSE - REGULAR	10,723,325	11,512,604	789,279	7.36	
H1667	LEGISLATIVE PEER COMMITTEE	1,574,878	1,626,849	51,971	3.30	
H1667	LEGISLATIVE REAPPORTIONMENT COM. JOINT	67,708	68,458	750	1.11	
H1667	AGRIBUSINESS COUNCIL, MISSISSIPPI	158,835	154,277	-4,558	-2.87	
H1667	ENERGY COUNCIL, THE	25,000	25,000	0	0.00	
H1667	INTERGOVERNMENTAL REL, ADV COMMISSION ON	0	6,000	6,000	100.00	
H1667	INTERSTATE COOPERATION, COMMISSION ON	152,694	155,884	3,190	2.09	
H1667	SOUTHERN GROWTH POLICIES BOARD	24,339	24,339	0	0.00	
H1667	SOUTHERN STATES ENERGY BOARD	0	29,077	29,077	100.00	
H1667	SUNBELT INSTITUTE, THE	0	12,500	12,500	100.00	
H1667	UNIFORM STATE LAWS, COMMISSION ON	22,272	23,672	1,400	6.29	
	TOTAL LEGISLATIVE	15,919,798	16,783,736	863,938	5.43	0.63
JUDICIARY AND JUSTICE						
H1659	ATTORNEY GENERAL'S OFFICE	6,053,458	6,159,610	106,152	1.75	
S3104	JUDGEMENTS & SETTLEMENT AGREEMENTS	127,157	0	-127,157	-100.00	
H1664	DISTRICT ATTORNEYS & STAFF	8,167,660	8,667,073	499,413	6.11	
H1664	COMPULSORY ATTENDANCE COUNSELORS	3,274,555	3,469,849	195,294	5.96	
S3207	JUDICIAL PERFORMANCE COMMISSION	257,419	263,395	5,976	2.32	
H1666	SUPREME COURT SERVICES, OFFICE OF	5,169,154	4,673,135	-496,019	-9.60	
H1666	ADMINISTRATIVE OFFICE OF COURTS	1,123,845	1,299,832	175,987	15.66	
H1666	COURT OF APPEALS	2,650,713	3,581,409	930,696	35.11	
H1666	TRIAL JUDGES	10,996,652	12,749,190	1,752,538	15.94	
	TOTAL JUDICIARY AND JUSTICE	37,820,613	40,863,493	3,042,880	8.05	1.52
EXECUTIVE AND ADMINISTRATIVE						
S3206	ETHICS COMMISSION	427,323	440,177	12,854	3.01	
S3208	GOVERNOR'S MANSION	521,513	516,983	-4,530	-0.87	
S3200	GOVERNOR'S OFFICE - SUPPORT	2,078,659	1,985,875	-92,784	-4.46	
	TOTAL EXECUTIVE AND ADMINISTRATIVE	3,027,495	2,943,035	-84,460	-2.79	0.11
FISCAL AFFAIRS						
S3205	AUDIT, DEPARTMENT OF	5,122,368	5,735,614	613,246	11.97	
	STATEWIDE PERFORMANCE AUDIT	500,000	0	-500,000	-100.00	
S3198	FINANCE & ADMINISTRATION, DEPARTMENT OF	12,339,745	12,307,536	-32,209	-0.26	
S3201	MILITARY BASE CLOSURE INQUIRIES	250,000	250,000	0	0.00	
S3213	GAMING COMMISSION	3,950,393	4,007,551	57,158	1.45	
S3209	TAX COMMISSION - SUPPORT	40,003,128	44,021,291	4,018,163	10.04	
S3196	LICENSE TAG COMMISSION	1,248,700	1,475,000	226,300	18.12	
S3209	MOTOR VEHICLE TAG FD	5,000,000	5,000,000	0	0.00	
S3202	TREASURER'S OFFICE, STATE	695,530	714,306	18,776	2.70	
	TOTAL FISCAL AFFAIRS	69,109,864	73,511,298	4,401,434	6.37	2.74
PUBLIC EDUCATION						
EDUCATION, DEPARTMENT OF						
H1669	GEN EDUC PRGS & HB4 ADMINISTRATION	45,661,366	32,375,835	-13,285,531	-29.10	
H1669	UNIFORM MILLAGE ASSIST GRANT PRG	21,400,000	21,400,000	0	0.00	
H1669	VOCATIONAL & TECHNICAL EDUCATION	51,629,813	54,578,516	2,948,703	5.71	
H1670	CHICKASAW INTEREST	8,165,544	8,811,189	645,645	7.91	
H1668	MINIMUM PROGRAM	920,827,677	950,337,311	29,509,634	3.20	

SCHEDULE I
GENERAL FUND APPROPRIATIONS
FISCAL YEAR 1996 COMPARED WITH FISCAL YEAR 1995

FY 1996 BILL NO.	NAME OF AGENCY	APPROPRIATIONS FY95	APPROPRIATIONS FY96	INCREASE OR DECREASE	PERCENT OF INCREASE OR DECREASE	PERCENT OF TOTAL FY96 APPROPRIATION
H1671	SCHOOL FOR THE BLIND & DEAF	7,729,273	8,586,371	857,098	11.09	
H1672	EDUCATIONAL TELEVISION AUTHORITY	6,204,713	5,546,681	-658,032	-10.61	
H1673	LIBRARY COMMISSION	6,833,574	7,110,365	276,791	4.05	
	TOTAL PUBLIC EDUCATION	1,068,451,960	1,088,746,268	20,294,308	1.90	40.61
	HIGHER EDUCATION					
	INSTITUTIONS OF HIGHER LEARNING					
S3195	GENERAL SUPPORT - CONSOLIDATED	227,116,731	227,933,079	816,348	0.36	
S3195	AYERS CASE	0	1,260,000	1,260,000	100.00	
S3193	POST-SECONDARY EDUC FIN ASSIST BD	19,979,500	0	-19,979,500	-100.00	
S3193	STUDENT FINANCIAL AID	2,090,137	2,098,142	8,005	0.38	
S3192	UNIV RESEARCH CTR & MAINTENANCE	2,974,955	2,974,955	0	0.00	
S3195	MSU-CONST/EQUIP CHEMICAL ENG BLDG	0	3,000,000	3,000,000	100.00	
S3194	UM - MEDICAL CENTER CONSOLIDATED	93,193,333	94,131,484	938,151	1.01	
H1703	UM - MRI/FOCUSED ULTRASOUND PRJ (DFA)	1,500,000	0	-1,500,000	-100.00	
S3211	COMM & JR COLLEGES - ADMINISTRATIVE	901,085	914,398	13,313	1.48	
S3212	SUPPORT	86,148,999	92,966,059	6,817,060	7.91	
	TOTAL HIGHER EDUCATION	433,904,740	425,278,117	-8,626,623	-1.99	15.86
	PUBLIC HEALTH					
H1674	HEALTH, STATE DEPARTMENT OF	32,440,643	35,805,227	3,364,584	10.37	
	TOTAL PUBLIC HEALTH	32,440,643	35,805,227	3,364,584	10.37	1.34
	HOSPITALS AND HOSPITAL SCHOOLS					
S3167	MENTAL HEALTH DEPT - CONSOLIDATED	137,924,046	152,740,836	14,816,790	10.74	
H1703	NORTH MS REG CTR - CONST/EQUIP (DFA)	2,200,000	0	-2,200,000	-100.00	
	TOTAL HOSPITALS AND HOSPITAL SCHOOLS	140,124,046	152,740,836	12,616,790	9.00	5.70
	AGRICULTURE AND COMMERCE					
S3170	AGRICULTURE & COMMERCE - SUPPORT	7,113,912	6,712,761	-401,151	-5.64	
S3170	GRAIN DIVISION	666,676	616,683	-49,993	-7.50	
S3173	PLANT INDUSTRY DIVISION	761,216	780,902	19,686	2.59	
S3169	ANIMAL HEALTH, BOARD OF	1,923,217	1,913,361	-9,856	-0.51	
S3180	ECONOMIC & COMMUNITY DEV, DEPARTMENT OF	27,080,195	27,843,130	762,935	2.82	
S2641	INST OF TECHNOLOGY DEV	2,500,000	0	-2,500,000	-100.00	
S3180	INT LOAN EXHIB-PALACES OF ST PETERSBURG	1,500,000	0	-1,500,000	-100.00	
S3171	FAIR COMM - COUNTY LIVESTOCK SHOWS	172,090	202,090	30,000	17.43	
	INST OF HIGHER LEARNING - AG PROGRAMS					
S3178	ASU - AGRICULTURAL PROGRAMS	1,955,830	1,955,830	0	0.00	
S3175	MSU - AG & FORESTRY EXPERIMENT STATION	16,753,560	16,989,818	236,258	1.41	
S3176	MSU - COOPERATIVE EXTENSION SERVICE	15,843,838	16,304,266	460,428	2.91	
S3177	MSU - FOREST & WILDLIFE RESEARCH CENTER	3,737,024	4,155,146	418,122	11.19	
S3191	MSU - VETERINARY SCHOOL	7,750,403	8,095,920	345,517	4.46	
	TOTAL AGRICULTURE AND COMMERCE	87,757,961	85,569,907	-2,188,054	-2.49	3.19
	CONSERVATION					
H1660	ARCHIVES & HISTORY, DEPARTMENT OF	3,797,442	3,786,303	-11,139	-0.29	
H1660	ADVISORY COMM ON LOCAL GOV'T RECORDS	0	21,000	21,000	100.00	
	FORMER GOVERNOR'S PORTRAITS	5,000	0	-5,000	-100.00	
H1660	MS MONUMENT AT VKSBG MIL PARK - R&R	0	250,000	250,000	100.00	
S3101	SOVEREIGNTY COMMISSION RECORDS	294,509	0	-294,509	-100.00	
H1627	BEAUVOIR SHRINE	12,500	12,500	0	0.00	
H1628	ENVIRONMENTAL QUALITY, DEPARTMENT OF	10,561,890	10,299,393	-262,497	-2.49	
H1624	FORESTRY COMMISSION	17,815,285	18,312,013	496,728	2.79	

SCHEDULE I
GENERAL FUND APPROPRIATIONS
FISCAL YEAR 1996 COMPARED WITH FISCAL YEAR 1995

FY 1996 BILL NO.	NAME OF AGENCY	APPROPRIATIONS FY95	APPROPRIATIONS FY96	INCREASE OR DECREASE	PERCENT OF INCREASE OR DECREASE	PERCENT OF TOTAL FY96 APPROPRIATION
H1629	GRAND GULF MILITARY MONUMENT COMMISSION	152,750	121,813	-30,937	-20.25	
H1630	MARINE RESOURCES, DEPARTMENT OF	662,407	717,579	55,172	8.33	
H1631	MISSISSIPPI RIVER PARKWAY COMMISSION	13,754	18,900	5,146	37.41	
H1626	SOIL & WATER CONSERVATION COMMISSION	630,211	703,117	72,906	11.57	
S3181	TENNESSEE-TOMBIGBEE WATERWAY DEV AUTH	102,268	128,420	26,152	25.57	
H1632	WILDLIFE/FISHERIES/PARKS, DEPT OF - CONS	8,923,595	11,481,145	2,557,550	28.66	
	TOTAL CONSERVATION	42,971,611	45,852,183	2,880,572	6.70	1.71
	INSURANCE AND BANKING					
	INSURANCE, DEPARTMENT OF					
H1703	FIRE FIGHTERS MEMORIAL BURN CTR (DFA)	0	500,000	500,000	100.00	
H1703	RURAL FIRE TK ACQUISITION PRG (DFA)	4,100,000	0	-4,100,000	-100.00	
H1665	PUBLIC EMPL RETIR SYSTEM - TEACHERS	143,280	133,728	-9,552	-6.67	
	TOTAL INSURANCE AND BANKING	4,243,280	633,728	-3,609,552	-85.07	0.02
	CORRECTIONS					
	CORRECTIONS, DEPARTMENT OF					
S3185	FARMING OPERATIONS(SEE SCHED II)	3,578,090	2,500,000	-1,078,090	-30.13	
S3185	MEDICAL SERVICES	8,963,307	13,045,314	4,082,007	45.54	
S3185	PAROLE BOARD	797,946	789,753	-8,193	-1.03	
S3185	SUPPORT	96,145,360	131,714,122	35,568,762	36.99	
S3187	REIMBURSEMENT - LOCAL CONFINEMENT	13,221,927	7,643,854	-5,578,073	-42.19	
S3186	SPECM BOARD (DFA)	0	169,014	169,014	100.00	
	SPECM CONSTRUCTION (DFA)	65,561,213	0	-65,561,213	-100.00	
	TOTAL CORRECTIONS	188,267,843	155,862,057	-32,405,786	-17.21	5.81
	SOCIAL WELFARE					
H1675	MEDICAID COMMISSION	156,720,706	206,016,268	49,295,562	31.45	
	HUMAN SERVICES, DEPARTMENT OF					
H1676	AGING & ADULT SERVICES, DIVISION OF	973,633	948,929	-24,704	-2.54	
H1676	CHILD SUPPORT ENFORCEMENT, DIVISION OF	5,335,566	5,011,280	-324,286	-6.08	
H1676	CHILDREN & YOUTH , OFFICE OF	186,051	223,113	37,062	19.92	
H1676	ECONOMIC ASSISTANCE, DIVISION OF	38,455,456	38,489,532	34,076	0.09	
H1676	ECON ASSIST - MEDICAID TRANSPORTATION	0	1,000,000	1,000,000	100.00	
H1676	FOOD STAMP EMPLOYMENT/TRAINING	0	557,873	557,873	100.00	
H1676	JOBS PROGRAM	8,615,182	9,101,432	486,250	5.64	
H1676	SOCIAL SERVICES, OFFICE OF	11,035,022	11,443,914	408,892	3.71	
H1676	SUPPORT SERVICES, DIVISION OF	4,406,702	4,686,496	279,794	6.35	
H1676	WELFARE RESTRUCTURING PROGRAM	434,135	434,135	0	0.00	
H1676	YOUTH SERVICES DIVISION	10,780,342	13,394,368	2,614,026	24.25	
	REHABILITATION SERVICES, DEPT OF					
H1677	VOCATIONAL REHAB, OFFICE OF	6,447,331	6,921,301	473,970	7.35	
S2638	VR - INDEPENDENT LIVING PROGRAM	150,000	0	-150,000	-100.00	
H1677	VOCATIONAL REHAB FOR THE BLIND	1,433,596	1,411,233	-22,363	-1.56	
	TOTAL SOCIAL WELFARE	244,973,722	299,639,874	54,666,152	22.32	11.18
	MLTY, POLICE & VETS' AFFAIRS					
S3188	EMERGENCY MANAGEMENT AGENCY	848,437	814,054	-34,383	-4.05	
S3189	DISASTER RELIEF CONSOLIDATED	1,752,793	1,533,885	-218,908	-12.49	
	MILITARY DEPARTMENT					
S3190	ARMORY CONSTRUCTION & MAINTENANCE	969,000	969,000	0	0.00	
S3190	EDUCATIONAL ASSISTANCE	1,701,720	1,170,720	-531,000	-31.20	
S3190	SUPPORT	2,945,449	3,058,066	112,617	3.82	
S2636	NEW ARMORY CONSTRUCTION	4,280,000	0	-4,280,000	-100.00	

SCHEDULE I
GENERAL FUND APPROPRIATIONS
FISCAL YEAR 1996 COMPARED WITH FISCAL YEAR 1995

FY 1996 BILL NO.	NAME OF AGENCY	APPROPRIATIONS FY95	APPROPRIATIONS FY96	INCREASE OR DECREASE	PERCENT OF INCREASE OR DECREASE	PERCENT OF TOTAL FY96 APPROPRIATION
S3182	NARCOTICS, BUREAU OF PUBLIC SAFETY, DEPARTMENT OF	6,862,629	7,298,710	436,081	6.35	
S3183	HIGHWAY SAFETY PATROL, DIVISION OF	34,691,618	35,571,899	880,281	2.54	
S3183	HWY PATROL DIV - SUPPLEMENTAL SUPPORT	0	1,400,000	1,400,000	100.00	
S3183	CRIME LAB	4,258,487	3,287,840	-970,647	-22.79	
S3183	CRIME LAB - STATE MEDICAL EXAMINER	364,375	351,501	-12,874	-3.53	
S3126	CRIMINAL RECORDS/AFIS	3,000,000	0	-3,000,000	-100.00	
H1703	JUVENILE DETENTION FACILITIES (DFA)	4,000,000	0	-4,000,000	-100.00	
H1703	MUN CRIME PREVENTION PRG (DFA)	6,000,000	0	-6,000,000	-100.00	
S3183	LAW ENFORCEMENT OFFS' TNG ACADEMY	740,267	709,692	-30,575	-4.13	
S3183	PUBLIC SAFETY PLANNING	537,129	487,750	-49,379	-9.19	
S3183	SUPPORT SERVICES	3,919,733	3,937,211	17,478	0.45	
S3184	VETERANS' AFFAIRS BOARD	903,168	913,209	10,041	1.11	
H1703	VETERANS MONUMENT COMMISSION, MISS (DFA)	750,000	0	-750,000	-100.00	
H1703	VIETNAM VETERANS COMMITTEE, MISS (DFA)	750,000	0	-750,000	-100.00	
	TOTAL MLTY, POLICE & VETS' AFFAIRS	79,274,805	61,503,537	-17,771,268	-22.42	2.29
	LOCAL ASSISTANCE					
S3197	HOMESTEAD EXEMPTION REIMBURSEMENT	69,600,000	69,000,000	-600,000	-0.86	
	TOTAL LOCAL ASSISTANCE	69,600,000	69,000,000	-600,000	-0.86	2.57
	MISCELLANEOUS					
H1663	ARTS COMMISSION	1,031,791	1,323,295	291,504	28.25	
	CONTINGENT LIABILITY FUND	56,000,000	0	-56,000,000	-100.00	
S3165	ST AID RD - ADMIN & CONST(SEE SCHED II)	25,000,000	25,000,000	0	0.00	
H1657	VETS' MEM STADIUM COMM(SEE SCHED II)	700,000	100,000	-600,000	-85.71	
	TOTAL MISCELLANEOUS	82,731,791	26,423,295	-56,308,496	-68.06	0.99
	DEBT SERVICE					
S3203	BANK SERVICE CHARGE - TREASURER'S OFF	40,000	40,000	0	0.00	
S3203	BONDS & INTEREST - TREASURER'S OFF	65,071,265	84,135,298	19,064,033	29.30	
	TOTAL DEBT SERVICE	65,111,265	84,175,298	19,064,033	29.28	3.14
	TOTAL CURRENT GEN FD APPROP(RECURRING)	2,665,731,437	2,665,331,889	-399,548	-0.01	99.41
	CUR GEN FD APPROP (NON-RECURRING)					
	CAPITAL EXPENSE (PREPLANNING)	624,000	0	-624,000	-100.00	
S3199	DISCRETIONARY (R & R, ETC)	0	15,000,000	15,000,000	100.00	
H1703	REPAIR & RENOVATION OF STATE PARKS (DFA)	2,400,000	0	-2,400,000	-100.00	
	TOTAL CUR GEN FD APPROP (NON-RECURRING)	3,024,000	15,000,000	11,976,000	396.03	0.56
	TOTAL CURRENT GEN FD APPROP	2,668,755,437	2,680,331,889	11,576,452	0.43	99.97
	DEFERRED APPROPRIATIONS					
	AID TO MUNICIPALITIES	750,000	750,000	0	0.00	
	TOTAL DEFERRED APPROPRIATIONS	750,000	750,000	0	0.00	0.03
	TOTAL CURRENT & DEFERRED GEN FD APPROP	2,669,505,437	2,681,081,889	11,576,452	0.43	100.00
	REAPPROPRIATIONS FROM FY 1995					
S3185	DOC - RESTIT CTR/COLD STORAGE WH	0	2,500,000	2,500,000	100.00	
S3213	GAMING COMMISSION	0	1,010,000	1,010,000	100.00	
S2642	MIL-GRVILLE,JAX,FOREST ARMORIES	0	2,700,000	2,700,000	100.00	
H1666	SUPREME COURT SVCS - COMPUTER SY UPGRADE	0	250,000	250,000	100.00	

SCHEDULE I
 GENERAL FUND APPROPRIATIONS
 FISCAL YEAR 1996 COMPARED WITH FISCAL YEAR 1995

FY 1996 BILL NO.	NAME OF AGENCY	APPROPRIATIONS FY95	APPROPRIATIONS FY96	INCREASE OR DECREASE	PERCENT OF INCREASE OR DECREASE	PERCENT OF TOTAL FY96 APPROPRIATION
H1666	SUP CT-CT OF APP-COMPUTER SY UPGRADE	0	150,000	150,000	100.00	
	TOTAL REAPPROPRIATIONS FROM FY 1995	0	6,610,000	6,610,000	100.00	
TOTAL CURRENT & DEFERRED GEN FD APPROP & REAPPROP		2,669,505,437	2,687,691,889	18,186,452	0.68	

SCHEDULE II
SPECIAL FUND APPROPRIATIONS
FISCAL YEAR 1996 COMPARED WITH FISCAL YEAR 1995

FY 1996 BILL NO.	NAME OF AGENCY	APPROPRIATIONS FY95	APPROPRIATIONS FY96	INCREASE OR DECREASE	PERCENT OF INCREASE OR DECREASE
PART II - SPECIAL FUND AGENCIES					
S3159	ACCOUNTANCY, BOARD OF PUBLIC	492.457	461.768	-30.689	-6.23
H1633	AGRICULTURAL AVIATION BOARD	59.815	63.080	3.265	5.46
AGRICULTURE & COMMERCE					
S3168	EGG MARKETING BOARD	70.465	76.305	5.840	8.29
S3172	FARMERS CENTRAL MARKET	373.609	365.367	-8.242	-2.21
S3152	ARCHITECTURE, BOARD OF	163.754	173.064	9.310	5.69
H1634	ATHLETIC COMMISSION	85.100	81.000	-4.100	-4.82
H1659	ATT GEN - WALLS SETTLEMENT AGREEMENT	1,050.000	0	-1,050.000	-100.00
S3161	BANKING & CONSUMER FINANCE - MAINT FD	1,761.794	1,873.337	111.543	6.33
S3162	CONSUMER FINANCE FUND	552.821	572.571	19.750	3.57
H1635	BARBER EXAMINERS, BOARD OF	137.751	145.483	7.732	5.61
S3179	CDPA - CONSOLIDATED	26,887.830	28,860.860	1,973.030	7.34
S3153	CHIROPRACTIC EXAMINERS, BOARD OF	35.500	39.100	3.600	10.14
H1636	COAST COLISEUM COMMISSION	2,207.611	2,752.442	544.831	24.68
CORRECTIONS, DEPT OF					
S3185	FARMING OPERATIONS(SEE SCHED I)	354.899	2,500.000	-1,432.989	-36.44
H1637	COSMETOLOGY, BOARD OF	482.050	501.506	19.456	4.04
S3154	DENTAL EXAMINERS, BOARD OF	255.489	310.564	55.075	21.56
S3155	EMPLOYMENT SECURITY COMMISSION	67,566.561	65,561.175	-2,005.386	-2.97
S3155	ACQUIRE OR IMPROVE BUILDINGS	700.000	700.000	0	0.00
S3155	SPECIAL ADMINISTRATION FUND	1,200.000	1,200.000	0	0.00
H1638	ENGINEERS & LAND SURVEYORS, BOARD OF	383.455	455.290	71.835	18.73
S3174	FAIR & COLISEUM COMMISSION - SUPPORT	2,619.974	2,730.169	110.195	4.21
S3171	DIXIE NATIONAL LIVESTOCK SHOW	719.450	754.450	35.000	4.86
S3198	FIN & ADMIN, DEPT OF - TORT CLAIMS BOARD	11,209.350	7,075.190	-4,134.160	-36.88
H1625	FORESTERS, BOARD OF REGISTRATION FOR	20.200	25.200	5.000	24.75
S3156	FUNERAL SERVICES, BOARD OF	127.894	142.427	14.533	11.36
H1639	GULFPORT, MISS ST PORT AUTHORITY AT	17,564.500	37,032.397	19,467.897	110.84
HUMAN SERVICES, DEPT OF					
H1676	COMMUNITY SERVICES, DIVISION OF	29,354.991	28,899.576	-455.415	-1.55
H1676	SOCIAL SERVICES BLOCK GRANT PROGRAM	29,829.024	29,782.659	-46.365	-0.16
S3192	IHL UNIVERSITY RESEARCH CTR - MARIS	239.627	216.556	-23.071	-9.63
H1661	INSURANCE DEPARTMENT	4,247.474	4,471.712	224.238	5.28
H1661	FIRE PERSONNEL MIN STDS & CERT BOARD	55.000	55.000	0	0.00
H1640	MEDICAL LICENSURE, BOARD OF	912.267	930.077	17.810	1.95
S3166	MENTAL HEALTH - ALCOHOL & DRUG PROGRAM	3,246.649	3,326.341	79.692	2.45
MILITARY DEPARTMENT					
S3190	ANG TRAINING SITE BASE OPERATIONS	1,491.776	1,642.931	151.155	10.13
S3190	CAMP SHELBY BASE OPERATIONS	26,256.423	25,873.335	-383.088	-1.46
S3190	CAMP SHELBY TIMBER	392.971	416.261	23.290	5.93

SCHEDULE II
SPECIAL FUND APPROPRIATIONS
FISCAL YEAR 1996 COMPARED WITH FISCAL YEAR 1995

FY 1996 BILL NO.	NAME OF AGENCY	APPROPRIATIONS FY95	APPROPRIATIONS FY96	INCREASE OR DECREASE	PERCENT OF INCREASE OR DECREASE
S3190	SERVICE CONTRACT	17,710,560	18,264,228	553,668	3.13
S3164	MOTOR VEHICLE COMMISSION	266,717	245,389	-21,328	-8.00
H1642	NURSING, BOARD OF	981,363	1,145,951	164,588	16.77
H1641	NURSING HOME ADMINISTRATORS, BOARD OF	111,932	113,465	1,533	1.37
H1643	OIL & GAS BOARD	2,080,501	1,945,271	-135,230	-6.50
H1644	OPTOMETRY, BOARD OF	40,300	58,820	18,520	45.96
H1645	PAT HARRISON WATERWAY DISTRICT	4,072,541	3,977,234	-95,307	-2.34
H1646	PEARL RIVER BASIN DEVELOPMENT DISTRICT	1,731,834	1,241,669	-490,165	-28.30
H1647	PEARL RIVER VALLEY WATER SUPPLY DISTRICT	5,711,565	6,293,677	582,112	10.19
S3210	PERSONNEL BOARD	4,222,328	4,171,229	-51,099	-1.21
S3210	TRAINING FUND ACCOUNT	246,019	281,394	35,375	14.38
S3157	PHARMACY, BOARD OF	502,124	501,885	-239	-0.05
S3158	PROFESSIONAL COUNSELOR LICENSING BOARD	36,435	36,435	0	0.00
H1648	PSYCHOLOGICAL EXAMINERS, BOARD OF	55,000	63,000	8,000	14.55
S3151	PUBLIC CONTRACTORS, BOARD OF	559,437	582,699	23,262	4.16
H1649	PUB EMPLOYEES' RETIREMENT - ADM & BLDG PUBLIC SAFETY, DEPARTMENT OF	6,775,954	11,988,300	5,212,346	76.92
S3183	EMERGENCY TELECOMMUNICATIONS STD/TNG	625,390	629,920	4,530	0.72
S3183	LAW ENFORCEMENT OFFS' STDS & TNG	1,883,380	1,878,139	-5,241	-0.28
H1650	PUBLIC SERVICE COMMISSION	6,381,321	6,499,985	118,664	1.86
H1651	PUBLIC UTILITIES STAFF	1,834,057	1,895,091	61,034	3.33
H1652	REAL ESTATE COMMISSION	729,982	751,707	21,725	2.98
H1653	APPRAISER LICENSING & CERTIFICATION BD REHABILITATION SVCS, DEPT OF	231,442	262,124	30,682	13.26
H1677	DISABILITY DETERMINATION SERVICES	26,140,797	26,295,282	154,485	0.59
H1677	SUPPORT SERVICES, OFFICE OF	1,739,695	1,921,676	181,981	10.46
H1677	VRB - COMPREHENSIVE ASSIST TECH CENTER	3,242,693	2,500,000	-742,693	-22.90
H1677	VRB - MIB ESTABLISHMENT GRANT	1,770,530	498,000	-1,272,530	-71.87
H1677	VRB - ROYAL MAID PROJECT	1,270,648	5,745,663	4,475,015	352.18
S3204	SECRETARY OF STATE	5,539,504	5,200,044	-339,460	-6.13
H1662	STATE FIRE ACADEMY SUPREME COURT SVCS, OFFICE OF	2,300,940	2,289,863	-11,077	-0.48
H1666	BAR ADMISSIONS, BOARD OF	181,480	182,384	904	0.50
H1666	CONTINUING LEGAL EDUCATION FUND	108,303	94,253	-14,050	-12.97
	TAX COMM - FEDERAL RETIREE'S REFUND	56,000,000	0	-56,000,000	-100.00
H1654	TOMBIGBEE RIVER VALLEY WATER MGNT DIST	1,957,754	1,937,880	-19,874	-1.02
S3202	TREASURER'S OFFICE - INVESTING FUNDS	72,000	72,000	0	0.00
H1656	VETERANS' HOME PURCHASE BOARD	35,427,884	35,781,912	354,028	1.00
H1657	VETS' MEM STADIUM COMM(SEE SCHED I)	574,675	1,226,717	-47,958	-3.76
S3160	VETERINARY EXAMINERS, BOARD OF	104,975	112,575	7,600	7.24
S3163	WORKERS' COMPENSATION COMMISSION	5,622,085	5,092,646	-529,439	-9.42

SCHEDULE II
SPECIAL FUND APPROPRIATIONS
FISCAL YEAR 1996 COMPARED WITH FISCAL YEAR 1995

FY 1996 BILL NO.	NAME OF AGENCY	APPROPRIATIONS FY95	APPROPRIATIONS FY96	INCREASE OR DECREASE	PERCENT OF INCREASE OR DECREASE
H1658	YELLOW CREEK INLAND PORT AUTHORITY	1,984,562	2,349,677	365,115	18.40
	TOTAL PART II - SPECIAL FUND AGENCIES	433,937,238	404,195,377	-34,019,951	-6.85
	PART III - TRANSPORTATION DEPT				
H1655	TRANSPORTATION, DEPARTMENT OF	653,948,877	660,885,656	6,936,779	1.06
S3165	ST AID RD - ADMIN & CONST(SEE SCHED I)	72,084,674	74,529,828	-22,554,846	-23.23
	TOTAL PART III - TRANSPORTATION DEPARTMENT	726,033,551	735,415,484	-15,618,067	-1.76
	TOTAL SPECIAL FUND APPROPRIATION (RECURRING)	1,159,970,789	1,139,610,861	-49,638,018	-1.76
	SPECIAL FD APPROP (NON-RECURRING)				
	CAPITAL IMPROVEMENTS - CORRECTIONS TFR	11,593,000	0	-11,593,000	-100.00
	TOTAL SPECIAL FD APPROP (NON-RECURRING)	11,593,000	0	-11,593,000	-2.73
	TOTAL SPECIAL FUND APPROPRIATION	1,171,563,789	1,139,610,861	-61,231,018	-2.73
	REAPPROPRIATIONS FROM FY 1995				
S3214	DFA - BUR OF BLDG - SPECM BD	0	61,819,977	61,819,977	100.00
S3214	DFA-BUR OF BLDG-CONST/R&R PRJ AGENCIES	0	20,804,693	20,804,693	100.00
H1671	ED DEPT - MS SCHOOL FOR THE BLIND/DEAF	0	10,105,000	10,105,000	100.00
S3195	IHL - EDUCATION ENHANCEMENT FUNDS	0	13,159,723	13,159,723	100.00
S3212	JR & COMM COLL - EDUC ENHANCEMENT FUNDS	0	9,000,000	9,000,000	100.00
S3167	MENTAL HEALTH, DEPT OF	0	6,082,800	6,082,800	100.00
S3209	TAX COMM - CONTINGENT LIABILITY FUND	0	36,000,000	36,000,000	100.00
	TOTAL REAPPROPRIATIONS FROM FY 1995	0	156,972,193	156,972,193	10.67
	TOTAL SPECIAL FUND APPROP & REAPPROP	1,171,563,789	1,296,583,054	95,741,175	10.67

SCHEDULE IV
FISCAL YEAR 1996 TOTAL STATE APPROPRIATIONS

BILL NO.	NAME OF AGENCY	SPECIAL FUNDS			TOTAL APPROPRIATIONS
		GENERAL FUNDS	FEDERAL FUNDS	OTHER FUNDS	
PART I - GENERAL FUND AGENCIES					
LEGISLATIVE					
H1667	LEGISLATIVE BUDGET COMMITTEE, JOINT	1,767,176	0	0	1,767,176
H1667	LEGISLATIVE EXPENSE - MONTHLY ALLOW	1,377,900	0	0	1,377,900
H1667	LEGISLATIVE EXPENSE - REGULAR	11,512,604	0	0	11,512,604
H1667	LEGISLATIVE PEER COMMITTEE	1,626,849	0	0	1,626,849
H1667	LEGISLATIVE REAPPORTIONMENT COM, JOINT	68,458	0	0	68,458
H1667	AGRIBUSINESS COUNCIL, MISSISSIPPI	154,277	250,000	250,000	654,277
H1667	ENERGY COUNCIL, THE	25,000	0	0	25,000
H1667	INTERGOVERNMENTAL REL, ADV COMMISSION ON	6,000	0	0	6,000
H1667	INTERSTATE COOPERATION, COMMISSION ON	155,884	0	0	155,884
H1667	SOUTHERN GROWTH POLICIES BOARD	24,339	0	0	24,339
H1667	SOUTHERN STATES ENERGY BOARD	29,077	0	0	29,077
H1667	SUNBELT INSTITUTE, THE	12,500	0	0	12,500
H1667	UNIFORM STATE LAWS, COMMISSION ON	23,672	0	0	23,672
	TOTAL LEGISLATIVE	16,783,736	250,000	250,000	17,283,736
JUDICIARY AND JUSTICE					
H1659	ATTORNEY GENERAL'S OFFICE	6,159,610	629,973	4,214,200	11,003,783
H1664	DISTRICT ATTORNEYS & STAFF	8,667,073	0	0	8,667,073
H1664	COMPULSORY ATTENDANCE COUNSELORS	3,469,849	0	0	3,469,849
S3207	JUDICIAL PERFORMANCE COMMISSION	263,395	0	0	263,395
H1666	SUPREME COURT SERVICES, OFFICE OF	4,673,135	0	328,868	5,002,003
H1666	ADMINISTRATIVE OFFICE OF COURTS	1,299,832	200,000	7,048,425	8,548,257
H1666	COURT OF APPEALS	3,581,409	0	0	3,581,409
H1666	TRIAL JUDGES	12,749,190	0	0	12,749,190
	TOTAL JUDICIARY AND JUSTICE	40,863,493	829,973	11,591,493	53,284,959
EXECUTIVE AND ADMINISTRATIVE					
S3206	ETHICS COMMISSION	440,177	0	0	440,177
S3208	GOVERNOR'S MANSION	516,983	0	0	516,983
S3200	GOVERNOR'S OFFICE - SUPPORT	1,985,875	0	0	1,985,875
	TOTAL EXECUTIVE AND ADMINISTRATIVE	2,943,035	0	0	2,943,035
FISCAL AFFAIRS					
S3205	AUDIT, DEPARTMENT OF	5,735,614	0	4,222,074	9,957,688
S3198	FINANCE & ADMINISTRATION, DEPARTMENT OF	12,307,536	0	12,176,501	24,484,037
S3201	MILITARY BASE CLOSURE INQUIRIES	250,000	0	0	250,000
S3213	GAMING COMMISSION	4,007,551	0	6,477,213	10,484,764
S3209	TAX COMMISSION - SUPPORT	44,021,291	0	1,849,927	45,871,218
S3196	LICENSE TAG COMMISSION	1,475,000	0	0	1,475,000
S3209	MOTOR VEHICLE TAG FD	5,000,000	0	0	5,000,000
S3202	TREASURER'S OFFICE, STATE	714,306	0	982,920	1,697,226
	TOTAL FISCAL AFFAIRS	73,511,298	0	25,708,635	99,219,933
PUBLIC EDUCATION					
EDUCATION, DEPARTMENT OF					
H1669	GEN EDUC PRGS & HB4 ADMINISTRATION	32,375,835	345,608,612	168,329,680	546,314,127

SCHEDULE IV
FISCAL YEAR 1996 TOTAL STATE APPROPRIATIONS

BILL NO.	NAME OF AGENCY	SPECIAL FUNDS				TOTAL APPROPRIATIONS
		GENERAL FUNDS	FEDERAL FUNDS	OTHER FUNDS	TOTAL SPECIAL FUNDS	
H1669	UNIFORM MILLAGE ASSIST GRANT PRG	21,400,000	0	14,370,456	14,370,456	35,770,456
H1669	VOCATIONAL & TECHNICAL EDUCATION	54,578,516	15,443,668	4,206,654	19,650,322	74,228,838
H1670	CHICKASAW INTEREST	8,811,189	0	0	0	8,811,189
H1668	MINIMUM PROGRAM	950,337,311	0	75,845,682	75,845,682	1,026,182,993
H1671	SCHOOL FOR THE BLIND & DEAF	8,586,371	898,574	271,563	1,170,137	9,756,508
H1672	EDUCATIONAL TELEVISION AUTHORITY	5,546,681	0	4,140,212	4,140,212	9,686,893
H1673	LIBRARY COMMISSION	7,110,365	1,972,740	716,672	2,689,412	9,799,777
	TOTAL PUBLIC EDUCATION	1,088,746,268	363,923,594	267,880,919	631,804,513	1,720,550,781
	HIGHER EDUCATION					
	INSTITUTIONS OF HIGHER LEARNING					
S3195	GENERAL SUPPORT - CONSOLIDATED	227,933,079	12,081,257	232,368,688	244,449,945	472,383,024
S3195	AYERS CASE	1,260,000	0	0	0	1,260,000
S3193	STUDENT FINANCIAL AID	2,098,142	752,690	3,531,633	4,284,323	6,382,465
S3192	UNIV RESEARCH CTR & MAINTENANCE	2,974,955	33,000	429,412	462,412	3,437,367
S3195	MSU-CONST/EQUIP CHEMICAL ENG BLDG	3,000,000	0	0	0	3,000,000
S3194	UM - MEDICAL CENTER CONSOLIDATED	94,131,484	31,026,999	180,937,872	211,964,871	306,096,355
S3211	COMM & JR COLLEGES - ADMINISTRATIVE	914,398	5,451,650	8,421,257	13,872,907	14,787,305
S3212	SUPPORT	92,966,059	0	41,347,466	41,347,466	134,313,525
	TOTAL HIGHER EDUCATION	425,278,117	49,345,596	467,036,328	516,381,924	941,660,041
	PUBLIC HEALTH					
H1674	HEALTH, STATE DEPARTMENT OF	35,805,227	90,090,927	51,705,838	141,796,765	177,601,992
	TOTAL PUBLIC HEALTH	35,805,227	90,090,927	51,705,838	141,796,765	177,601,992
	HOSPITALS AND HOSPITAL SCHOOLS					
S3167	MENTAL HEALTH DEPT - CONSOLIDATED	152,740,836	21,485,841	119,527,536	141,013,377	293,754,213
	TOTAL HOSPITALS AND HOSPITAL SCHOOLS	152,740,836	21,485,841	119,527,536	141,013,377	293,754,213
	AGRICULTURE AND COMMERCE					
S3170	AGRICULTURE & COMMERCE - SUPPORT	6,712,761	1,491,494	1,026,057	2,517,551	9,230,311
S3170	GRAIN DIVISION	616,683	0	0	0	616,683
S3173	PLANT INDUSTRY DIVISION	780,902	705,817	625,693	1,331,510	2,112,411
S3169	ANIMAL HEALTH, BOARD OF	1,913,361	179,390	279,591	458,981	2,372,311
S3180	ECONOMIC & COMMUNITY DEV, DEPARTMENT OF	27,843,130	107,117,713	12,101,700	119,219,413	147,062,511
S3171	FAIR COMM - COUNTY LIVESTOCK SHOWS	202,090	0	0	0	202,090
	INST OF HIGHER LEARNING - AG PROGRAMS					
S3178	ASU - AGRICULTURAL PROGRAMS	1,955,830	0	1,914,854	1,914,854	3,870,684
S3175	MSU - AG & FORESTRY EXPERIMENT STATION	16,989,818	3,782,851	4,399,847	8,182,698	25,172,111
S3176	MSU - COOPERATIVE EXTENSION SERVICE	16,304,266	8,549,763	3,738,492	12,288,255	28,592,111
S3177	MSU - FOREST & WILDLIFE RESEARCH CENTER	4,155,146	647,395	593,423	1,240,818	5,395,862
S3191	MSU - VETERINARY SCHOOL	8,095,920	0	3,348,995	3,348,995	11,444,915
	TOTAL AGRICULTURE AND COMMERCE	85,569,907	122,474,423	28,028,652	150,503,075	236,071,057
	CONSERVATION					
H1660	ARCHIVES & HISTORY, DEPARTMENT OF	3,786,303	550,102	850,051	1,400,153	5,186,609
H1660	ADVISORY COMM ON LOCAL GOV'T RECORDS	21,000	0	0	0	21,000
H1660	MS MONUMENT AT VKSBG MIL PARK - R&R	250,000	0	0	0	250,000
H1627	BEAUVOIR SHRINE	12,500	0	0	0	12,500

SCHEDULE IV
FISCAL YEAR 1996 TOTAL STATE APPROPRIATIONS

BILL NO.	NAME OF AGENCY	SPECIAL FUNDS				TOTAL APPROPRIATION
		GENERAL FUNDS	FEDERAL FUNDS	OTHER FUNDS	TOTAL SPECIAL FUNDS	
H1628	ENVIRONMENTAL QUALITY, DEPARTMENT OF	10,299,393	38,543,017	42,356,778	80,899,795	91,199.18
H1624	FORESTRY COMMISSION	18,312,013	1,889,386	8,515,948	10,405,334	28,717.34
H1629	GRAND GULF MILITARY MONUMENT COMMISSION	121,813	0	62,001	62,001	183.81
H1630	MARINE RESOURCES, DEPARTMENT OF	717,579	1,040,301	5,025,938	6,066,239	6,783.81
H1631	MISSISSIPPI RIVER PARKWAY COMMISSION	18,900	0	0	0	18.90
H1626	SOIL & WATER CONSERVATION COMMISSION	703,117	42,792	1,128,962	1,171,754	1,874.87
S3181	TENNESSEE-TOMBIGBEE WATERWAY DEV AUTH	128,420	0	210,705	210,705	339.12
H1632	WILDLIFE/FISHERIES/PARKS, DEPT OF - CONS	11,481,145	8,455,827	29,831,992	38,287,819	49,768.96
	TOTAL CONSERVATION	45,852,183	50,521,425	87,982,375	138,503,800	184,355.98
	INSURANCE AND BANKING					
	INSURANCE, DEPARTMENT OF					
H1703	FIRE FIGHTERS MEMORIAL BURN CTR (DFA)	500,000	0	2,784	2,784	502.78
H1665	PUBLIC EMPL RETIR SYSTEM - TEACHERS	133,728	0	0	0	133.72
	TOTAL INSURANCE AND BANKING	633,728	0	2,784	2,784	636.51
	CORRECTIONS					
	CORRECTIONS, DEPARTMENT OF					
S3185	FARMING OPERATIONS (SEE PART II)	2,500,000	0	0	0	2,500.00
S3185	MEDICAL SERVICES	13,045,314	0	0	0	13,045.31
S3185	PAROLE BOARD	789,753	0	0	0	789.75
S3185	SUPPORT	131,714,122	984,770	4,234,480	5,219,250	136,933.37
S3187	REIMBURSEMENT - LOCAL CONFINEMENT	7,643,854	0	0	0	7,643.85
S3186	SPECM BOARD (DFA)	169,014	0	0	0	169.01
	TOTAL CORRECTIONS	155,862,057	984,770	4,234,480	5,219,250	161,081.30
	SOCIAL WELFARE					
H1675	MEDICAID COMMISSION	206,016,268	1,251,961,085	175,259,009	1,427,220,094	1,633,236.36
	HUMAN SERVICES, DEPARTMENT OF					
H1676	AGING & ADULT SERVICES, DIVISION OF	948,929	16,108,541	0	16,108,541	17,057.47
H1676	CHILD SUPPORT ENFORCEMENT, DIVISION OF	5,011,280	27,707,767	13,212,637	40,920,404	45,931.68
H1676	CHILDREN & YOUTH, OFFICE OF	223,113	27,520,571	0	27,520,571	27,743.68
H1676	ECONOMIC ASSISTANCE, DIVISION OF	38,489,532	103,834,104	5,314,598	109,148,702	147,638.23
H1676	ECON ASSIST - MEDICAID TRANSPORTATION	1,000,000	1,000,000	0	1,000,000	2,000.00
H1676	FOOD STAMP EMPLOYMENT/TRAINING	557,873	1,840,588	17,473	1,858,061	2,415.93
H1676	JOBS PROGRAM	9,101,432	24,939,013	0	24,939,013	34,040.44
H1676	SOCIAL SERVICES, OFFICE OF	11,443,914	24,863,768	4,635,996	29,499,764	40,943.67
H1676	SUPPORT SERVICES, DIVISION OF	4,686,496	8,853,966	390,073	9,244,039	13,930.53
H1676	WELFARE RESTRUCTURING PROGRAM	434,135	2,534,241	288,100	2,822,341	3,256.47
H1676	YOUTH SERVICES DIVISION	13,394,368	3,672,576	828,514	4,501,090	17,895.45
	REHABILITATION SERVICES, DEPT OF					
H1677	VOCATIONAL REHAB, OFFICE OF	6,921,301	29,241,878	3,679,350	32,921,228	39,842.52
H1677	VOCATIONAL REHAB FOR THE BLIND	1,411,233	7,004,881	612,718	7,617,599	9,028.83
	TOTAL SOCIAL WELFARE	299,639,874	1,531,082,979	204,238,468	1,735,321,447	2,034,961.32
	MLTY, POLICE & VETS' AFFAIRS					
H188	EMERGENCY MANAGEMENT AGENCY	814,054	1,948,208	322,232	2,270,440	3,084.49
189	DISASTER RELIEF CONSOLIDATED	1,533,885	28,328,851	5,265,446	33,594,297	35,128.18

SCHEDULE IV
FISCAL YEAR 1996 TOTAL STATE APPROPRIATIONS

BILL NO.	NAME OF AGENCY	GENERAL FUNDS	SPECIAL FUNDS			TOTAL APPROPRIATIONS
			FEDERAL FUNDS	OTHER FUNDS	TOTAL SPECIAL FUNDS	
MILITARY DEPARTMENT						
S3190	ARMORY CONSTRUCTION & MAINTENANCE	969,000	0	0	0	969,000
S3190	EDUCATIONAL ASSISTANCE	1,170,720	0	0	0	1,170,720
S3190	SUPPORT	3,058,066	0	0	0	3,058,066
S3182	NARCOTICS, BUREAU OF	7,298,710	219,582	121,541	341,123	7,639,833
PUBLIC SAFETY, DEPARTMENT OF						
S3183	HIGHWAY SAFETY PATROL, DIVISION OF	35,571,899	560,000	4,844,370	5,404,370	40,976,269
S3183	HWY PATROL DIV - SUPPLEMENTAL SUPPORT	1,400,000	0	0	0	1,400,000
S3183	CRIME LAB	3,287,840	0	800,000	800,000	4,087,840
S3183	CRIME LAB - STATE MEDICAL EXAMINER	351,501	0	151,711	151,711	503,212
S3183	LAW ENFORCEMENT OFFS' TNG ACADEMY	709,692	0	1,036,448	1,036,448	1,746,140
S3183	PUBLIC SAFETY PLANNING	487,750	10,343,608	0	10,343,608	10,831,358
S3183	SUPPORT SERVICES	3,937,211	0	698,546	698,546	4,635,757
S3184	VETERANS' AFFAIRS BOARD	913,209	5,253,793	5,234,662	10,488,455	11,401,664
	TOTAL MLTY, POLICE & VETS' AFFAIRS	61,503,537	46,654,042	18,474,956	65,128,998	126,632,535
LOCAL ASSISTANCE						
S3197	HOMESTEAD EXEMPTION REIMBURSEMENT	69,000,000	0	0	0	69,000,000
	TOTAL LOCAL ASSISTANCE	69,000,000	0	0	0	69,000,000
MISCELLANEOUS						
H1663	ARTS COMMISSION	1,323,295	812,574	221,000	1,033,574	2,356,869
S3165	ST AID RD - ADMIN & CONST (SEE PART II)	25,000,000	0	0	0	25,000,000
H1657	VETS' MEM STADIUM COMM (SEE PART II)	100,000	0	0	0	100,000
	TOTAL MISCELLANEOUS	26,423,295	812,574	221,000	1,033,574	27,456,869
DEBT SERVICE						
S3203	BANK SERVICE CHARGE - TREASURER'S OFF	40,000	0	0	0	40,000
S3203	BONDS & INTEREST - TREASURER'S OFF	84,135,298	0	5,000,000	5,000,000	89,135,298
	TOTAL DEBT SERVICE	84,175,298	0	5,000,000	5,000,000	89,175,298
	TOTAL CURRENT GEN FD APPROP(RECURRING)	2,665,331,889	2,278,456,144	1,291,883,464	3,570,339,608	6,235,671,497
CUR GEN FD APPROP (NON-RECURRING)						
S3199	DISCRETIONARY (R & R, ETC)	15,000,000	0	0	0	15,000,000
	TOTAL CUR GEN FD APPROP (NON-RECURRING)	15,000,000	0	0	0	15,000,000
	TOTAL CURRENT GEN FD APPROP	2,680,331,889	2,278,456,144	1,291,883,464	3,570,339,608	6,250,671,497
DEFERRED APPROPRIATIONS						
	AID TO MUNICIPALITIES	750,000	0	0	0	750,000
	TOTAL DEFERRED APPROPRIATIONS	750,000	0	0	0	750,000
	TOTAL CURRENT & DEFERRED GEN FD APPROP	2,681,081,889	2,278,456,144	1,291,883,464	3,570,339,608	6,251,421,497

SCHEDULE IV
FISCAL YEAR 1996 TOTAL STATE APPROPRIATIONS

BILL NO.	NAME OF AGENCY	GENERAL FUNDS	SPECIAL FUNDS			TOTAL APPROPRIATION
			FEDERAL FUNDS	OTHER FUNDS	TOTAL SPECIAL FUNDS	
REAPPROPRIATIONS FROM FY 1995						
S3185	DOC - RESTIT CTR/COLD STORAGE WH	2,500,000	0	0	0	2,500.00
S3213	GAMING COMMISSION	1,010,000	0	0	0	1,010.00
S2642	MIL-GRVILLE,JAX.FOREST ARMORIES	2,700,000	0	10,850,000	10,850,000	13,550.00
H1666	SUPREME COURT SVCS - COMPUTER SY UPGRADE	250,000	0	0	0	250.00
H1666	SUP CT-CT OF APP-COMPUTER SY UPGRADE	150,000	0	0	0	150.00
	TOTAL REAPPROPRIATIONS FROM FY 1995	6,610,000	0	10,850,000	10,850,000	17,460.00
TOTAL CURRENT & DEFERRED GEN FD APPROP & REAPPROP		2,687,691,889	2,278,456,144	1,302,733,464	3,581,189,608	6,268,881.49
PART II - SPECIAL FUND AGENCIES						
S3159	ACCOUNTANCY, BOARD OF PUBLIC	0	0	461,768	461,768	461.76
H1633	AGRICULTURAL AVIATION BOARD	0	0	63,080	63,080	63.08
AGRICULTURE & COMMERCE - SPEC FD						
S3168	EGG MARKETING BOARD	0	0	76,305	76,305	76.30
S3172	FARMERS CENTRAL MARKET	0	0	365,367	365,367	365.36
S3152	ARCHITECTURE, BOARD OF	0	0	173,064	173,064	173.06
H1634	ATHLETIC COMMISSION	0	0	81,000	81,000	81.00
S3161	BANKING & CONSUMER FINANCE - MAINT FD	0	0	1,873,337	1,873,337	1,873.33
S3162	CONSUMER FINANCE FUND	0	0	572,571	572,571	572.57
H1635	BARBER EXAMINERS, BOARD OF	0	0	145,483	145,483	145.48
S3179	CDPA - CONSOLIDATED	0	0	28,860,860	28,860,860	28,860.86
S3153	CHIROPRACTIC EXAMINERS, BOARD OF	0	0	39,100	39,100	39.10
H1636	COAST COLISEUM COMMISSION	0	0	2,752,442	2,752,442	2,752.44
CORRECTIONS, DEPT OF - SPECIAL FDS						
S3185	FARMING OPERATIONS (SEE PART I)	0	0	2,500,000	2,500,000	2,500.00
H1637	COSMETOLOGY, BOARD OF	0	0	501,506	501,506	501.50
S3154	DENTAL EXAMINERS, BOARD OF	0	0	310,564	310,564	310.56
S3155	EMPLOYMENT SECURITY COMMISSION	0	65,561,175	0	65,561,175	65,561.17
S3155	ACQUIRE OR IMPROVE BUILDINGS	0	700,000	0	700,000	700.00
S3155	SPECIAL ADMINISTRATION FUND	0	0	1,200,000	1,200,000	1,200.00
H1638	ENGINEERS & LAND SURVEYORS, BOARD OF	0	0	455,290	455,290	455.29
S3174	FAIR & COLISEUM COMMISSION - SUPPORT	0	0	2,730,169	2,730,169	2,730.16
S3171	DIXIE NATIONAL LIVESTOCK SHOW	0	0	754,450	754,450	754.45
S3198	FIN & ADMIN, DEPT OF - TORT CLAIMS BOARD	0	0	7,075,190	7,075,190	7,075.19
H1625	FORESTERS, BOARD OF REGISTRATION FOR	0	0	25,200	25,200	25.20
S3156	FUNERAL SERVICES, BOARD OF	0	0	142,427	142,427	142.42
H1639	GULFPORT, MISS ST PORT AUTHORITY AT	0	0	37,032,397	37,032,397	37,032.35
HUMAN SERVICES, DEPT OF - SPEC FD						
H1676	COMMUNITY SERVICES, DIVISION OF	0	28,899,576	0	28,899,576	28,899.57
H1676	SOCIAL SERVICES BLOCK GRANT PROGRAM	0	29,782,659	0	29,782,659	29,782.65
S3192	IHL UNIVERSITY RESEARCH CTR - MARIS	0	0	216,556	216,556	216.55

SCHEDULE IV
FISCAL YEAR 1996 TOTAL STATE APPROPRIATIONS

BILL NO.	NAME OF AGENCY	GENERAL FUNDS	SPECIAL FUNDS			TOTAL APPROPRIATIONS
			FEDERAL FUNDS	OTHER FUNDS	TOTAL SPECIAL FUNDS	
H1661	INSURANCE DEPARTMENT	0	0	4,471,712	4,471,712	4,471,712
H1661	FIRE PERSONNEL MIN STDS & CERT BOARD	0	0	55,000	55,000	55,000
H1640	MEDICAL LICENSURE, BOARD OF	0	0	930,077	930,077	930,077
S3166	MENTAL HEALTH - ALCOHOL & DRUG PROGRAM	0	0	3,326,341	3,326,341	3,326,341
	MILITARY DEPARTMENT - SPEC FD					
S3190	ANG TRAINING SITE BASE OPERATIONS	0	1,642,931	0	1,642,931	1,642,931
S3190	CAMP SHELBY BASE OPERATIONS	0	23,686,652	2,186,683	25,873,335	25,873,335
S3190	CAMP SHELBY TIMBER	0	0	416,261	416,261	416,261
S3190	SERVICE CONTRACT	0	17,609,467	654,761	18,264,228	18,264,228
S3164	MOTOR VEHICLE COMMISSION	0	0	245,389	245,389	245,389
H1642	NURSING, BOARD OF	0	0	1,145,951	1,145,951	1,145,951
H1641	NURSING HOME ADMINISTRATORS, BOARD OF	0	0	113,465	113,465	113,465
H1643	OIL & GAS BOARD	0	97,406	1,847,865	1,945,271	1,945,271
H1644	OPTOMETRY, BOARD OF	0	0	58,820	58,820	58,820
H1645	PAT HARRISON WATERWAY DISTRICT	0	0	3,977,234	3,977,234	3,977,234
H1646	PEARL RIVER BASIN DEVELOPMENT DISTRICT	0	0	1,241,669	1,241,669	1,241,669
H1647	PEARL RIVER VALLEY WATER SUPPLY DISTRICT	0	0	6,293,677	6,293,677	6,293,677
S3210	PERSONNEL BOARD	0	0	4,171,229	4,171,229	4,171,229
S3210	TRAINING FUND ACCOUNT	0	0	281,394	281,394	281,394
S3157	PHARMACY, BOARD OF	0	0	501,885	501,885	501,885
S3158	PROFESSIONAL COUNSELOR LICENSING BOARD	0	0	36,435	36,435	36,435
H1648	PSYCHOLOGICAL EXAMINERS, BOARD OF	0	0	63,000	63,000	63,000
S3151	PUBLIC CONTRACTORS, BOARD OF	0	0	582,699	582,699	582,699
H1649	PUB EMPLOYEES' RETIREMENT - ADM & BLDG	0	0	11,988,300	11,988,300	11,988,300
	PUBLIC SAFETY, DEPARTMENT OF - SPEC					
S3183	EMERGENCY TELECOMMUNICATIONS STD/TNG	0	0	629,920	629,920	629,920
S3183	LAW ENFORCEMENT OFFS' STDS & TNG	0	0	1,878,139	1,878,139	1,878,139
H1650	PUBLIC SERVICE COMMISSION	0	0	6,499,985	6,499,985	6,499,985
H1651	PUBLIC UTILITIES STAFF	0	0	1,895,091	1,895,091	1,895,091
H1652	REAL ESTATE COMMISSION	0	0	751,707	751,707	751,707
H1653	APPRAISER LICENSING & CERTIFICATION BD	0	0	262,124	262,124	262,124
	REHABILITATION SVCS, DEPT OF - SPEC					
H1677	DISABILITY DETERMINATION SERVICES	0	25,545,282	750,000	26,295,282	26,295,282
H1677	SUPPORT SERVICES, OFFICE OF	0	0	1,921,676	1,921,676	1,921,676
H1677	VRB - COMPREHENSIVE ASSIST TECH CENTER	0	1,925,000	575,000	2,500,000	2,500,000
H1677	VRB - MIB ESTABLISHMENT GRANT	0	391,926	106,074	498,000	498,000
H1677	VRB - ROYAL MAID PROJECT	0	4,366,704	1,378,959	5,745,663	5,745,663
S3204	SECRETARY OF STATE	0	0	5,200,044	5,200,044	5,200,044
H1662	STATE FIRE ACADEMY	0	0	2,289,863	2,289,863	2,289,863
	SUPREME COURT SVCS, OFFICE OF - SPEC					
H1666	BAR ADMISSIONS, BOARD OF	0	0	182,384	182,384	182,384
H1666	CONTINUING LEGAL EDUCATION FUND	0	0	94,253	94,253	94,253
H1654	TOMBIGBEE RIVER VALLEY WATER MGNT DIST	0	277,325	1,660,555	1,937,880	1,937,880
S3202	TREASURER'S OFFICE - INVESTING FUNDS	0	0	72,000	72,000	72,000
H1656	VETERANS' HOME PURCHASE BOARD	0	0	35,781,912	35,781,912	35,781,912

SCHEDULE IV
FISCAL YEAR 1996 TOTAL STATE APPROPRIATIONS

BILL NO.	NAME OF AGENCY	GENERAL FUNDS	SPECIAL FUNDS			TOTAL APPROPRIATION
			FEDERAL FUNDS	OTHER FUNDS	TOTAL SPECIAL FUNDS	
H1657	VETS' MEM STADIUM COMM (SEE PART I)	0	0	1,226,717	1,226,717	1,226.7
S3160	VETERINARY EXAMINERS, BOARD OF	0	0	112,575	112,575	112.5
S3163	WORKERS' COMPENSATION COMMISSION	0	0	5,092,646	5,092,646	5,092.6
H1658	YELLOW CREEK INLAND PORT AUTHORITY	0	0	2,349,677	2,349,677	2,349.6
	TOTAL PART II - SPECIAL FUND AGENCIES	0	200,486,103	203,709,274	404,195,377	404,195.3
	PART III - TRANSPORTATION DEPT					
H1655	TRANSPORTATION, DEPARTMENT OF	0	219,340,886	441,544,770	660,885,656	660,885.6
S3165	ST AID RD - ADMIN & CONST (SEE PART I)	0	17,951,837	56,577,991	74,529,828	74,529.8
	TOTAL PART III - TRANSPORTATION DEPARTMENT	0	237,292,723	498,122,761	735,415,484	735,415.4
	TOTAL SPECIAL FUND APPROPRIATION	0	437,778,826	701,832,035	1,139,610,861	1,139,610.8
	REAPPROPRIATIONS FROM FY 1995					
S3214	DFA - BUR OF BLDG - SPECM BD	0	0	61,819,977	61,819,977	61,819.9
S3214	DFA-BUR OF BLDG-CONST/R&R PRJ AGENCIES	0	0	20,804,693	20,804,693	20,804.6
H1671	ED DEPT - MS SCHOOL FOR THE BLIND/DEAF	0	0	10,105,000	10,105,000	10,105.0
S3195	IHL - EDUCATION ENHANCEMENT FUNDS	0	0	13,159,723	13,159,723	13,159.7
S3212	JR & COMM COLL - EDUC ENHANCEMENT FUNDS	0	0	9,000,000	9,000,000	9,000.0
S3167	MENTAL HEALTH, DEPT OF	0	0	6,082,800	6,082,800	6,082.8
S3209	TAX COMM - CONTINGENT LIABILITY FUND	0	0	36,000,000	36,000,000	36,000.0
	TOTAL REAPPROPRIATIONS FROM FY 1995	0	0	156,972,193	156,972,193	156,972.1
	TOTAL STATE APPROPRIATIONS	2,687,691,889	2,716,234,970	2,161,537,692	4,877,772,662	7,565,464,55

SCHEDULE V
GENERAL AND SPECIAL FUNDS
ADDITIONALS AND DEFICITS
INCLUDED IN FY 1995
(FOR INFORMATION ONLY)

BILL NO.	NAME OF AGENCY	GENERAL FUNDS	SPECIAL FUNDS	TOTAL FUNDS
S3106	AGRICULTURE & COMMERCE, DEPT OF	257,000	0	257,000
S3101	ARCHIVES & HISTORY, DEPT OF	294,509	0	294,509
S3104	ATTORNEY GEN'S OFF - JUDGEMENTS	127,157	0	127,157
S3205	AUDIT, DEPT OF - SALARIES & TRAVEL	130,000	0	130,000
S2634	CORRECTIONS, DEPT OF	4,500,000	0	4,500,000
S2637	DA & ASST DA - SAL & OFF EXPENSE	1,097,804	0	1,097,804
H1703	DFA-IHL-UMC-MRI/FOCUSED ULTRASOUND PRJ	1,500,000	0	1,500,000
H1703	DFA-INS-RURAL FIRE TRUCK ACQUISITION ASS	4,100,000	0	4,100,000
H1703	DFA-MS VETERANS MONUMENT COMMISSION	750,000	0	750,000
H1703	DFA-MS VIETNAM VETERANS MEM COMM	750,000	0	750,000
H1703	DFA-NO MS ST H-CONST/EQP PSYCHIATRIC	2,200,000	0	2,200,000
H1703	DFA-P SAF-JUVENILE DETENTION FACILITIES	4,000,000	0	4,000,000
H1703	DFA-P SAF-MUNICIPALITIES CRIME PREVENTIO	6,000,000	0	6,000,000
H1703	DFA - R & R OF STATE PARKS	2,400,000	0	2,400,000
S2641	DECD - ITD	2,500,000	0	2,500,000
S3180	DECD - INT'L LOAN EXHIB - ST PETERSBURG	1,500,000	0	1,500,000
S3105	EDUCATION, DEPT OF - MINIMUM PROGRAM	1,887,080	4,980,000	6,867,080
S2626	ENVIRONMENTAL QUALITY DEPT - MSEA PROJ	220,000	0	220,000
S3103	ETHICS COMM, MISS	15,000	0	15,000
S3133	GOVERNOR'S OFFICE - MEDICAID DIVISION	4,000,000	118,000,000	122,000,000
S3193	IHL-RES TUITION ASST GRANT/SCHOLAR GRANT	19,979,500	0	19,979,500
S2639	MIL DEPT - NAT'L GD - EDUC ASST ACT	531,000	0	531,000
S2636	MIL-NG-CRYSTAL SPNGS/WINONA ARMORIES	1,530,000	3,900,000	5,430,000
S3126	PUB SAF-CRIMINAL RECORDS/AFIS	3,000,000	0	3,000,000
S2638	REHABILITATION SERVICES, DEPT OF	150,000	0	150,000
S2633	SUPREME CT - CT OF APPEALS	1,143,618	0	1,143,618
S2633	SUPREME COURT - TRIAL JUDGES	934,644	0	934,644
S3209	TAX COMM - MOTOR VEHICLE TAG FD	5,000,000	0	5,000,000
S2643	VETERANS MEMORIAL STADIUM COMM - R & R	600,000	0	600,000
S2630	ACCOUNTANCY, BD OF PUBLIC	0	93,700	93,700
S3240	AG & COMMERCE - FARMERS CENTRAL MKT	0	6,000	6,000
S2627	ARCHITECTURE AND LANDSCAPE, BD OF	0	3,500	3,500
S2644	ATHLETIC COMMISSION, MISSISSIPPI	0	21,000	21,000
H1659	ATTORNEY GEN'S OFF - WALLS SETTLEMENT	0	1,050,000	1,050,000
S3153	CHIROPRACTIC EX-FACSIMILE MACHINE	0	1,400	1,400
S2628	COMM & JR COLL, BD OF - ADMIN EXP	0	200,000	200,000
S3154	DENTAL EXAMINERS, BOARD OF	0	10,000	10,000
S3213	GAMING COMMISSION - TRAVEL	0	100,000	100,000
H1674	HEALTH DEPT - PURCHASE LAND	0	400,000	400,000
H1676	HUMAN SVC - CHILD SUPPORT ENFORCEMENT	0	3,000,000	3,000,000
H1645	PAT HARRISON WATERWAY DIST-LEGAL FEES	0	40,000	40,000
S3107	P SAF-LAW ENFORCE OFF'S TNG ACAD	0	80,000	80,000
S2629	SUPREME CT - CERTIFIED COURT REPORTERS	0	23,400	23,400
S2632	TOMBIGBEE RIVER VALLEY WATER MGNT DIST	0	34,416	34,416
S2631	VETERANS' HOME PURCHASE BD	0	18,327	18,327
TOTAL STATE ADDITIONALS AND DEFICITS		71,097,312	131,961,743	203,059,055

FISCAL YEAR 1996 EDUCATION ENHANCEMENT FUND APPROPRIATIONS
(For Information Only)

NAME OF AGENCY	GENERAL FUNDS	FEDERAL FUNDS	OTHER SPECIAL FUNDS	FY 1996 ENHANCEMENT FUNDS	TOTAL SPECIAL FUNDS	TOTAL FY 1996 APPROPRIATIONS	FY 1995 ENHANCEMENT FUNDS
GENERAL EDUCATION PROGRAM	\$19,393,494	\$345,608,612	\$13,997,448	\$0	\$359,606,060	\$378,999,554	\$0
BUILDINGS & BUSES	0	0	0	16,000,000	16,000,000	16,000,000	16,000,000
SUPPLIES & INST MATERIALS	0	0	0	16,719,139	16,719,139	16,719,139	13,401,613
TEXTBOOKS	6,679,664	0	10,000	14,527,035	14,537,035	21,216,699	11,644,482
SCHOOL MILLAGE REDUCTION	0	0	0	38,875,843	38,875,843	38,875,843	34,831,620
INDUSTRIAL TRAINING	5,000,000	0	2,000,000	500,000	2,500,000	7,500,000	500,000
PERFOR. BASED ACCREDITATION	530,242	0	0	625,000	625,000	1,155,242	500,000
SCH. FACILITIES IN HIGH IMPACT	0	0	0	3,000,000	3,000,000	3,000,000	0
FEDERAL/SPECIAL PROJECTS	772,435	0	0	4,336,987	4,336,987	5,109,422	7,687,509
EDUCATIONAL TECHNOLOGY	0	0	57,638,228	100,000	57,738,228	57,738,228	60,266,398
TOTAL GENERAL EDUCATION PRG	32,375,835	345,608,612	73,645,676	94,684,004	513,938,292	546,314,127	144,831,622
SCHOOL FOR BLIND & DEAF	8,586,371	898,574	271,563	0	1,170,137	9,756,508	10,105,000
VOCATIONAL & TECHNICAL ED.	54,578,516	13,568,668	0	0	13,568,668	68,147,184	0
TECH PREP DISCOVERY PRG.	0	1,875,000	0	1,283,280	3,158,280	3,158,280	0
HOME ECONOMICS	0	0	0	2,244,000	2,244,000	2,244,000	1,122,000
MISC.	0	0	0	679,374	679,374	679,374	450,000
TOTAL VOCATIONAL & TECH ED.	54,578,516	15,443,668	0	4,206,654	19,650,322	74,228,838	1,572,000
UNIFORM MILLAGE ASST GRT	21,400,000	0	0	14,370,456	14,370,456	35,770,456	11,518,972
MINIMUM PROGRAM	858,999,889	0	0	0	0	858,999,889	0
TRANSPORTATION	36,700,000	0	0	13,865,924	13,865,924	50,565,924	11,114,553
READING AST - TEACH UNITS	38,437,325	0	0	5,734,831	5,734,831	44,172,156	5,734,831
SCH EMP - HEALTH INSURANCE	16,200,097	0	0	56,244,927	56,244,927	72,445,024	32,094,779
TOTAL MINIMUM PROGRAM	950,337,311	0	0	75,845,682	75,845,682	1,026,182,993	48,944,163
MS LIBRARY COMMISSION	7,110,365	1,972,740	260,000	456,672	2,689,412	9,799,777	956,672
EDUCATIONAL TELEVISION AUTH	5,546,681	0	2,496,145	1,644,067	4,140,212	9,686,893	2,348,340
ARTS COMMISSION	1,323,295	812,574	21,000	200,000	1,033,574	2,356,869	200,000
JUNIOR COLLEGE - ADMIN	914,398	5,451,650	2,439,205	5,982,052	13,872,907	14,787,305	6,000,000
JUNIOR COLLEGE - SUPPORT:	92,966,059	12,965,782	107,888,562	41,347,466	162,201,810	255,167,869	45,050,914
INSTITUTIONS OF HIGHER LEARNING:							
ALCOHOL SAFETY EDUCATION	0	0	1,045,047	0	1,045,047	1,045,047	0
STATE COURT EDUCATION	0	0	1,698,938	0	1,698,938	1,698,938	0
ON-CAMPUS/OFF-CAMPUS	216,756,804	97,400	181,378,472	41,864,329	223,340,201	440,097,005	45,923,980
EXECUTIVE OFFICE	2,280,410	1,246,000	24,000	219,811	1,489,811	3,770,221	156,400
MS. STATE CHEMICAL LAB	1,218,318	0	320,000	123,815	443,815	1,662,133	1,935,100
MS. WATER RES INST	121,898	0	0	9,200	9,200	131,098	9,200
MS. LAW RESEARCH INST	428,413	167,572	20,000	34,886	222,458	650,871	23,000
MS. MINERAL RES INST	497,857	1,173,931	388,069	37,408	1,599,408	2,097,265	25,300
RESEARCH INST PHARM SCI	4,175,964	3,731,447	2,293,803	166,637	6,191,887	10,367,851	105,800
GULF COAST RESEARCH LAB	3,132,804	4,849,507	1,140,618	295,314	6,285,439	9,418,243	207,000
SUPERCOMPUTER	1,684,088	0	0	13,110	13,110	1,697,198	0
MS POLYMER INST	546,523	0	100,000	10,602	110,602	657,125	0
JSU-URBAN RESEARCH CENTER	350,000	0	3,865	6,807	10,672	360,672	0
MS SMALL BUSINESS DEVEL CTR	500,000	815,400	1,162,248	2,202	1,979,850	2,479,850	0
USM-STENNIS CTR FOR HIGHER	300,000	0	0	4,896	4,896	304,896	0
MSU-STENNIS INST FOR GOVT	200,000	0	0	4,611	4,611	204,611	0
IHL - GENERAL SUPPORT CONS	232,193,079	12,081,257	189,575,060	42,793,628	244,449,945	476,643,024	48,385,780
STUDENT FINANCIAL AID	2,098,142	752,690	3,531,633	0	4,284,323	6,382,465	0
UNIV RESEARCH CTR/MAINT	2,974,955	33,000	0	429,412	462,412	3,437,367	370,300
MARIS	0	0	216,556	0	216,556	216,556	0
COLLEGE OF VETERINARY MED	8,095,920	0	2,250,000	1,098,995	3,348,995	11,444,915	1,740,500
UM - MEDICAL CTR CONS	94,131,484	31,026,999	170,670,424	10,267,448	211,964,871	306,096,355	4,947,300
MS. COOPERATIVE EXT SERV	16,304,266	8,549,763	2,135,501	1,602,991	12,288,255	28,592,521	1,166,101
MS. AGRI & FORESTRY EXP STA	16,989,818	3,782,851	2,643,700	1,756,147	8,182,698	25,172,516	1,561,315
FOREST & WILDLIFE RESEARCH	4,155,146	647,395	37,778	555,645	1,240,818	5,395,964	254,285
ASU-AGRICULTURE PROGRAMS	1,955,830	0	0	1,914,854	1,914,854	3,870,684	1,880,000
TOTAL IHL	378,898,640	56,873,955	371,060,652	60,419,120	488,353,727	867,252,367	60,305,581
WILDLIFE - PROJECT WILD	17,500	0	0	75,335	75,335	92,835	71,690
PUB SCH BUILD FUND DIVERSION	0	0	10,000,000	10,000,000	20,000,000	20,000,000	10,000,000
TOTAL	\$1,554,054,971	\$438,152,555	\$568,082,803	\$309,231,508	\$1,311,260,212	\$2,865,315,183	\$341,904,954
REAPPROPRIATIONS FROM FY 1995							
SCHOOL FOR THE BLIND/DEAF	0	0	0	10,105,000	10,105,000	10,105,000	0
IHL	0	0	0	13,159,723	13,159,723	13,159,723	0
JUNIOR COLLEGES	0	0	0	9,000,000	9,000,000	9,000,000	0
TOTAL W/REAPPROPRIATIONS	\$1,554,054,971	\$438,152,555	\$568,082,803	\$341,496,231	\$1,343,524,935	\$2,897,579,906	\$0