



STATE OF MISSISSIPPI
BUDGET
FISCAL YEAR 1998

Appropriations Made by the Legislature for
Fiscal Year 1998 Compared With
Fiscal Year 1997 Appropriations

Calculated Funds Available for Funding Fiscal Year 1998 Budget

Compiled April 24, 1997

Joint Legislative Budget Committee
222 North President Street
Jackson

STATE OF MISSISSIPPI

JOINT LEGISLATIVE BUDGET COMMITTEE

Tim Ford, Chairman
Speaker, House of Representatives

Ronnie Musgrove, Vice Chairman
Lieutenant Governor

Thomas A. (Tommy) Gollott
President Pro Tempore

Robert G. Clark
Speaker Pro Tempore

Dick Hall
Chairman, Senate Appropriations Committee

Charles W. Capps, Jr.
Chairman, House Appropriations Committee

Hob Bryan
Chairman, Senate Finance Committee

Charlie Williams
Chairman, House Ways and Means Committee

Jack Gordon
Chairman, Fees, Salaries & Administration Committee

William J. (Billy) McCoy
Chairman, Education Committee

STAFF

Robert A. Greenlee, Director
Lee Lindell, Deputy Director
Tom Kynerd, Deputy Director

C O N T E N T S

State of Mississippi General Fund Budget Discussion.....	2
Chart - General Funds Available for Funding Fiscal Year 1998 Budget.....	4
Chart - Actual General Fund Budget by Major Expenditure Classification for Fiscal Year 1998..	5
Schedule I - General Fund Appropriations - Fiscal Year 1998 Compared with Fiscal Year 1997...	6
Schedule II - Special Fund Appropriations - Fiscal Year 1998 Compared with Fiscal Year 1997..	10
Schedule IV - Total State Appropriations - Fiscal Year 1998.....	13
Schedule V - GF and SF - Additional and Deficits (FIO) - Fiscal Year 1997.....	20
Fiscal Year 1998 Education Enhancement Fund Appropriations (FIO).....	21

STATE OF MISSISSIPPI GENERAL FUND BUDGET
FOR FISCAL YEAR 1998

The Joint Legislative Budget Committee feels that an explanation of the General Fund receipts anticipated and appropriations authorized for Fiscal Year 1998, as well as the ending balance anticipated on June 30, 1998, should be made in examining the schedule found in the Fiscal Year 1998 Appropriations Bulletin.

As you will note from the statement found on page three of the Bulletin, it is estimated that an unencumbered balance of \$1,349,647 will remain in the State Treasury on June 30, 1998.

The Fiscal Year 1997 appropriated figures contained in this report are the amounts actually appropriated by the 1996 Legislature plus all deficits and additionals appropriated by the 1997 Legislature.

Total current and deferred General Fund appropriations made by the 1997 Legislature amounted to \$2,947,032,665. The Legislature appropriated or authorized \$3,928,098,755 from Special Fund sources including Federal Funds for the operation of all General Fund agencies and functions during Fiscal Year 1998. The Fiscal Year 1998 budget is \$141,071,001 more than the Fiscal Year 1997 appropriated budget or an increase of 5.03%.

The General Fund budget increases and decreases by major categories as appropriated are for the following purposes:

	<u>INCREASE OR DECREASE</u>	<u>PERCENT OF TOTAL</u>
Public Education	\$ 64,484,508	45.71
Junior Colleges	10,514,609	7.45
Universities - Support	14,076,231	9.98
Other Higher Education Programs	<u>14,656,427</u>	<u>10.39</u>
TOTAL INCREASE FOR EDUCATION	\$ 103,731,775	73.53
Corrections	\$ 6,913,778	4.90
Social Welfare	7,812,464	5.54
Agriculture and Commerce	5,654,558	4.01
Hospitals and Hospital Schools	14,884,270	10.55
Conservation	4,236,051	3.00
Net Miscellaneous Increase and Decrease	<u>(2,161,895)</u>	<u>(1.53)</u>
TOTAL INCREASE	\$ 141,071,001	100.00
	=====	=====

GENERAL FUNDS AVAILABLE FOR FUNDING FISCAL YEAR 1998 BUDGET
 (All estimates are based on tax collection trends as of April 1, 1997)

Estimated General Fund Balance July 1, 1997.....	\$	67,015,880
Projected Revenue FY 98		
Tax Commission Collections.....	\$ 2,848,237,500	
Other Collections.....	<u>93,300,000</u>	
TOTAL RECEIPTS FY 98 (Calculated).....		<u>2,941,537,500</u>
TOTAL FUNDS AVAILABLE FY 98.....	\$	3,008,553,380
Less: 2% Funds Available for FY 98 (Limitation Imposed by House Bill 505 of 1992).....		<u>(60,171,068)</u>
TOTAL FUNDS AVAILABLE FY 98 (Calculated - 98%).....	\$	2,948,382,312
Add: Anticipated FY 97 Reappropriation Lapse (Encumbered).....		16,877,413
Less: Total Current General Fund Appropriations.....	\$ 2,946,282,665	
Total Deferred Appropriations.....	<u>750,000</u>	
TOTAL CURRENT AND DEFERRED GENERAL FUND APPROPRIATIONS.....	\$ 2,947,032,665	
Total Reappropriations from FY 97.....	<u>16,877,413</u>	
TOTAL APPROPRIATIONS FY 98.....		<u>(2,963,910,078)</u>
Estimated General Fund Balance June 30, 1998 (Unencumbered).....	\$	1,349,647 ¹ =====

NOTE: General Fund Balance is subject to adjustment after all FY 97 encumbrances have been paid through 8-31-97.

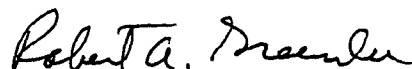
¹Balance is subject to change due to regular appropriation lapses and lapses of capital expense reappropriations which will be reappropriated from FY 98.

SCHEDULE I appearing in this report reflects the amount of General Funds required to operate each General Fund agency or program during FY 98 as compared to the funds required for FY 97.

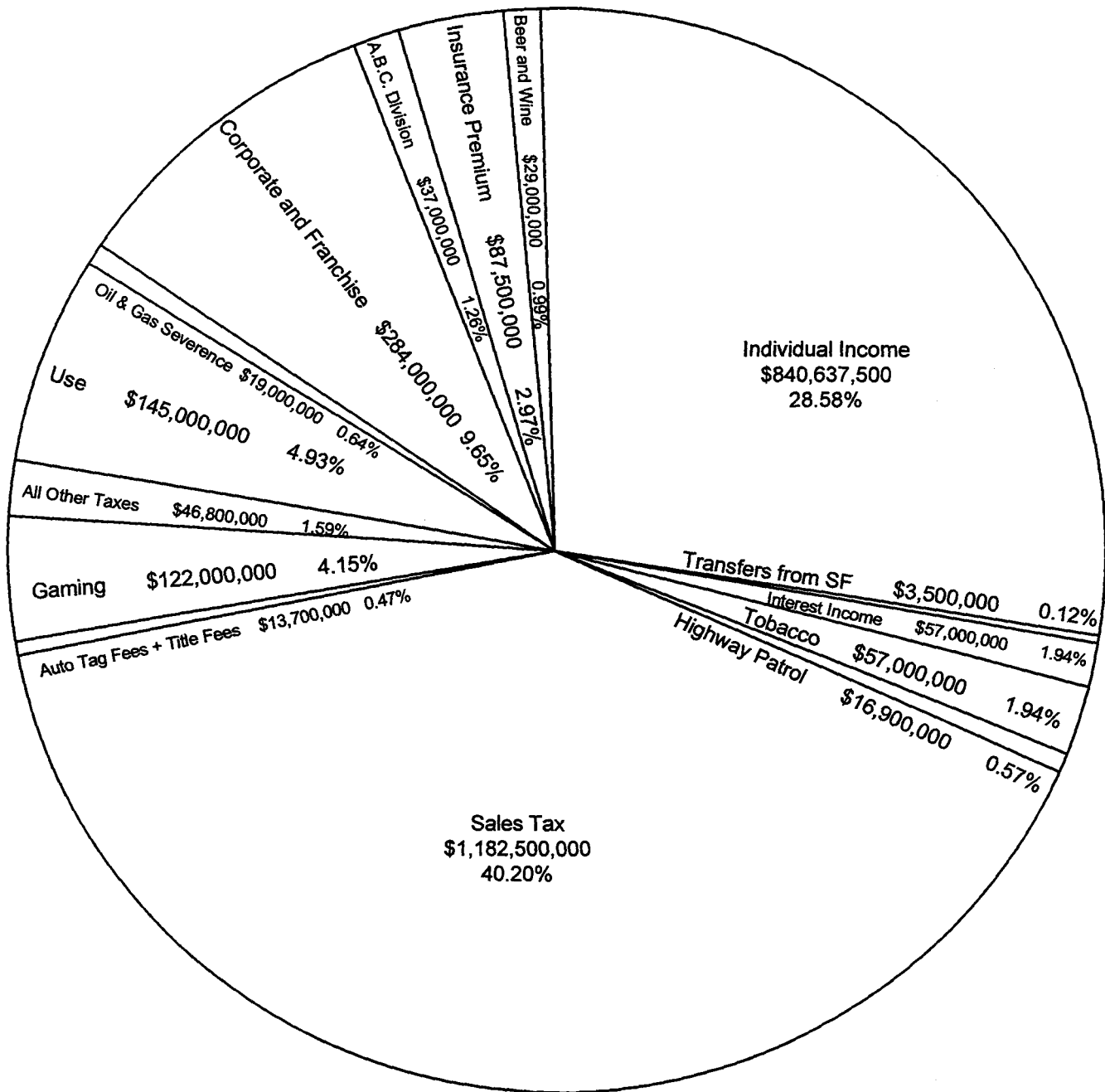
SCHEDULE II appearing in this report shows the amount of Special Funds appropriated or authorized for the operation of each Special Fund agency during FY 98 as compared to the funds required for FY 97.

SCHEDULE IV appearing in this report reflects the Total State Appropriations for FY 1998 by General Funds, Special Funds and Federal Funds.

Submitted by:

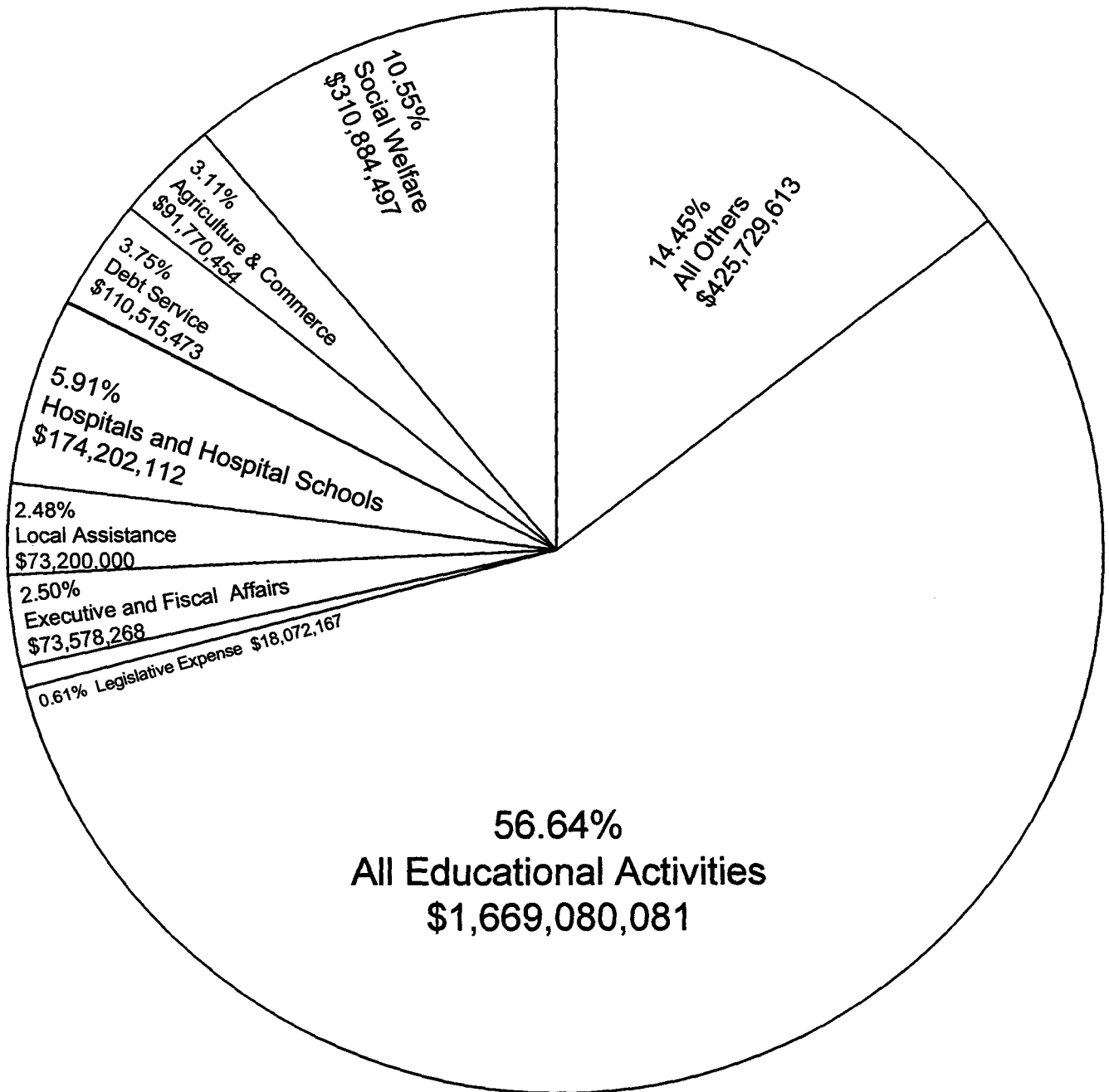

 Robert A. Greenlee, Director
 Joint Legislative Budget Committee

General Funds Available For Funding Fiscal Year 1998 Budget (est.)



GENERAL FUND NET RECEIPTS FY 1998 (est.)	\$2,941,537,500 (100%)
LESS 2% NET RECEIPTS FY 1998 (est.) (LIMITATION HB505 LAWS OF 1992)	<u>-58,830,750</u> (2%) \$2,882,706,750 (98%)
GENERAL FUNDS UNENCUMBERED JUNE 30, 1997 AVAILABLE FOR FUNDING FY 1998 BUDGET (est.)	<u>+81,203,328</u>
TOTAL GENERAL FUNDS AVAILABLE FOR FUNDING FISCAL YEAR 1998 BUDGET (est.)	<u>\$2,963,910,078</u>

Actual General Fund Appropriations By Major Expenditure Classifications For Fiscal Year 1998



Total For Fiscal Year 1998

\$2,947,032,665	(100%) TOTAL CURRENT AND DEFERRED GENERAL FUND APPROPRIATIONS
<u>16,877,413</u>	REAPPROPRIATIONS FROM FY1997
<u>\$2,963,910,078</u>	TOTAL CURRENT AND DEFERRED GENERAL FUND APPROPRIATIONS AND REAPPROPRIATIONS

SCHEDULE I
GENERAL FUND APPROPRIATIONS
FISCAL YEAR 1998 COMPARED WITH FISCAL YEAR 1997

FY 1998 BILL NO.	NAME OF AGENCY	APPROPRIATIONS FY97	APPROPRIATIONS FY98	INCREASE OR DECREASE	PERCENT OF INCREASE OR DECREASE	PERCENT OF TOTAL FY98 APPROPRIATION
PART I - GENERAL FUND AGENCIES						
LEGISLATIVE						
H1794	LEGISLATIVE EXPENSE - MONTHLY ALLOWANCE	1,550,100	1,550,100	0	0.00	
H1794	LEGISLATIVE EXPENSE - REGULAR	11,852,826	12,485,238	632,412	5.34	
H1794	LEGISLATIVE BUDGET COMMITTEE, JOINT	1,788,166	1,953,072	164,906	9.22	
H1794	LEGISLATIVE PEER COMMITTEE, JOINT	1,637,931	1,704,467	66,536	4.06	
H1794	LEGISLATIVE REAPPORTIONMENT COM, JOINT	67,882	104,737	36,855	54.29	
H1794	ENERGY COUNCIL, THE	25,000	25,000	0	0.00	
	INTERGOVERNMENTAL RELATIONS, ADV COMM ON	6,000	0	-6,000	-100.00	
H1794	INTERSTATE COOPERATION, COMMISSION ON	171,636	170,737	-899	-0.52	
H1794	SOUTHERN GROWTH POLICIES BOARD	24,339	24,339	0	0.00	
H1794	SOUTHERN STATES ENERGY BOARD	29,077	29,077	0	0.00	
	SUNBELT INSTITUTE, THE	12,500	0	-12,500	-100.00	
H1794	UNIFORM STATE LAWS, COMMISSION ON	25,400	25,400	0	0.00	
	TOTAL LEGISLATIVE	17,190,857	18,072,167	881,310	5.13	0.61
JUDICIARY AND JUSTICE						
H1800	ATTORNEY GENERAL'S OFFICE	6,159,610	6,573,187	413,577	6.71	
S3090	JUDGEMENTS & SETTLEMENT AGREEMENTS	144,913	0	-144,913	-100.00	
H1801	DISTRICT ATTORNEYS & STAFF	10,902,064	11,561,261	659,197	6.05	
H1801	COMPULSORY ATTENDANCE COUNSELORS	5,442,159	5,595,026	152,867	2.81	
S3126	JUDICIAL PERFORMANCE COMMISSION	257,269	289,839	32,570	12.66	
H1804	SUPREME COURT SERVICES, OFFICE OF	4,948,996	4,822,575	-126,421	-2.55	
H1804	ADMINISTRATIVE OFFICE OF COURTS	1,254,207	1,339,093	84,886	6.77	
H1804	COURT OF APPEALS	3,959,139	3,877,044	-82,095	-2.07	
H1804	TRIAL JUDGES	12,782,705	12,928,326	145,621	1.14	
	TOTAL JUDICIARY AND JUSTICE	45,851,062	46,986,351	1,135,289	2.48	1.59
EXECUTIVE AND ADMINISTRATIVE						
S3124	ETHICS COMMISSION	443,183	474,949	31,766	7.17	
S3130	GOVERNOR'S MANSION	540,743	550,690	9,947	1.84	
S3130	GOVERNOR'S OFFICE - SUPPORT	2,105,204	2,184,195	78,991	3.75	
	TOTAL EXECUTIVE AND ADMINISTRATIVE	3,089,130	3,209,834	120,704	3.91	0.11
FISCAL AFFAIRS						
S3129	AUDIT, DEPARTMENT OF	5,673,354	5,718,417	45,063	0.79	
S3125	FINANCE & ADMINISTRATION, DEPARTMENT OF	12,546,193	13,255,105	708,912	5.65	
S3155	GAMING COMMISSION	4,151,101	4,526,152	375,051	9.03	
S3128	TAX COMMISSION - SUPPORT	44,375,105	42,672,087	-1,703,018	-3.84	
S3128	LICENSE TAG COMMISSION	1,745,000	3,469,500	1,724,500	98.83	
S3132	TREASURER'S OFFICE, STATE	702,079	727,173	25,094	3.57	
	TOTAL FISCAL AFFAIRS	69,192,832	70,368,434	1,175,602	1.70	2.39
PUBLIC EDUCATION						
EDUCATION, DEPARTMENT OF						
H1805	GEN EDUC PRGS & HB4 ADMINISTRATION	34,596,060	37,518,631	2,922,571	8.45	
H1805	UNIFORM MILLAGE ASSIST GRANT PRG	21,400,000	21,400,000	0	0.00	
H1805	VOCATIONAL & TECHNICAL EDUCATION	55,440,036	57,868,943	2,428,907	4.38	
H1806	CHICKASAW INTEREST	7,864,507	10,370,249	2,505,742	31.86	
H1807	MINIMUM PROGRAM	957,384,861	1,011,823,716	54,438,855	5.69	
H1808	SCHOOL FOR THE BLIND & DEAF	8,462,718	9,146,390	683,672	8.08	
H1809	EDUCATIONAL TELEVISION AUTHORITY	5,546,681	6,165,776	619,095	11.16	
H1810	LIBRARY COMMISSION	7,208,633	8,094,299	885,666	12.29	
	TOTAL PUBLIC EDUCATION	1,097,903,496	1,162,388,004	64,484,508	5.87	39.44

SCHEDULE I
GENERAL FUND APPROPRIATIONS
FISCAL YEAR 1998 COMPARED WITH FISCAL YEAR 1997

FY 1998 BILL NO.	NAME OF AGENCY	APPROPRIATIONS FY97	APPROPRIATIONS FY98	INCREASE OR DECREASE	PERCENT OF INCREASE OR DECREASE	PERCENT OF TOTAL FY98 APPROPRIATION
HIGHER EDUCATION						
INSTITUTIONS OF HIGHER LEARNING						
S3136	GENERAL SUPPORT - CONSOLIDATED	241,515,266	255,591,497	14,076,231	5.83	
S3137	STUDENT FINANCIAL AID	13,780,215	16,521,197	2,740,982	19.89	
S3139	UNIV RESEARCH CENTER & MAINTENANCE	2,954,980	3,370,371	415,391	14.06	
S3138	UM - MEDICAL CENTER CONSOLIDATED	102,800,687	114,145,878	11,345,191	11.04	
COMMUNITY AND JUNIOR COLLEGES						
S3134	ADMINISTRATION	914,398	1,069,261	154,863	16.94	
S3135	SUPPORT	105,479,264	115,993,873	10,514,609	9.97	
	TOTAL HIGHER EDUCATION	467,444,810	506,692,077	39,247,267	8.40	17.19
PUBLIC HEALTH						
H1762	HEALTH, STATE DEPARTMENT OF	34,991,308	35,902,437	911,129	2.60	
	TOTAL PUBLIC HEALTH	34,991,308	35,902,437	911,129	2.60	1.22
HOSPITALS AND HOSPITAL SCHOOLS						
S3163	MENTAL HEALTH, DEPT OF - CONS	159,317,842	174,202,112	14,884,270	9.34	
	TOTAL HOSPITALS AND HOSPITAL SCHOOLS	159,317,842	174,202,112	14,884,270	9.34	5.91
AGRICULTURE AND COMMERCE						
S3143	AGRICULTURE & COMMERCE - SUPPORT	6,646,631	6,876,935	230,304	3.46	
S3143	GRAIN DIVISION	607,736	643,213	35,477	5.84	
S3143	AGRIBUSINESS COUNCIL, MISSISSIPPI	200,000	170,000	-30,000	-15.00	
S3146	PLANT INDUSTRY DIVISION	751,568	1,481,610	730,042	97.14	
S3147	ANIMAL HEALTH, BOARD OF	1,860,237	2,037,454	177,217	9.53	
S3154	ECONOMIC & COMMUNITY DEV, DEPARTMENT OF	27,200,795	29,980,748	2,779,953	10.22	
S3150	FAIR COMM - COUNTY LIVESTOCK SHOWS	202,090	202,090	0	0.00	
INST OF HIGHER LEARNING - AG PROGRAMS						
S3148	ASU - AGRICULTURAL PROGRAMS	1,990,684	2,070,710	80,026	4.02	
S3151	MSU - AG & FORESTRY EXPERIMENT STATION	17,334,650	17,867,951	533,301	3.08	
S3153	MSU - COOPERATIVE EXTENSION SERVICE	16,715,584	17,277,636	562,052	3.36	
S3152	MSU - FOREST & WILDLIFE RESEARCH CENTER	4,306,506	4,421,542	115,036	2.67	
S3140	MSU - COLLEGE OF VETERINARY MEDICINE	8,299,415	8,740,565	441,150	5.32	
	TOTAL AGRICULTURE AND COMMERCE	86,115,896	91,770,454	5,654,558	6.57	3.11
CONSERVATION						
H1792	ARCHIVES & HISTORY, DEPARTMENT OF	4,079,185	4,624,349	545,164	13.36	
	JAMIE L. WHITTEN MONUMENT	20,000	0	-20,000	-100.00	
H1792	SOVEREIGNTY COMMISSION RECORDS	250,504	140,195	-110,309	-44.03	
H1757	BEAUVOIR SHRINE	12,500	12,500	0	0.00	
H1758	ENVIRONMENTAL QUALITY, DEPT OF - CONS	12,321,661	13,559,276	1,237,615	10.04	
H1761	FORESTRY COMMISSION	18,118,904	19,857,721	1,738,817	9.60	
H1796	GRAND GULF MILITARY MONUMENT COMMISSION	145,286	223,065	77,779	53.54	
H1797	MARINE RESOURCES, DEPARTMENT OF	689,010	1,208,612	519,602	75.41	
H1759	MISSISSIPPI RIVER PARKWAY COMMISSION	25,800	25,800	0	0.00	
H1798	SOIL & WATER CONSERVATION COMMISSION	703,117	766,393	63,276	9.00	
S3157	TENNESSEE-TOMBIGBEE WATERWAY DEV AUTH	119,850	122,154	2,304	1.92	
H1799	WILDLIFE/FISHERIES/PARKS, DEPT OF - CONS	11,378,362	11,560,165	181,803	1.60	
	TOTAL CONSERVATION	47,864,179	52,100,230	4,236,051	8.85	1.77
INSURANCE AND BANKING						
INSURANCE, DEPARTMENT OF						
	RURAL FIRE TK ACQ PRG	4,100,000	0	-4,100,000	-100.00	
H1795	PUB EMPLOYEES' RETIREMENT - TEACHERS'	105,072	105,072	0	0.00	
	TOTAL INSURANCE AND BANKING	4,205,072	105,072	-4,100,000	-97.50	0.00

SCHEDULE I
GENERAL FUND APPROPRIATIONS
FISCAL YEAR 1998 COMPARED WITH FISCAL YEAR 1997

FY 1998 BILL NO.	NAME OF AGENCY	APPROPRIATIONS FY97	APPROPRIATIONS FY98	INCREASE OR DECREASE	PERCENT OF INCREASE OR DECREASE	PERCENT OF TOTAL FY98 APPROPRIATION
CORRECTIONS						
CORRECTIONS, DEPARTMENT OF						
S3158	MEDICAL SERVICES	17,732,179	16,663,185	-1,068,994	-6.03	
S3158	PAROLE BOARD	739,689	724,840	-14,849	-2.01	
S3158	SUPPORT	154,521,644	169,481,141	14,959,497	9.68	
S3158	REIMBURSEMENT - LOCAL CONFINEMENT	15,461,876	8,500,000	-6,961,876	-45.03	
	TOTAL CORRECTIONS	188,455,388	195,369,166	6,913,778	3.67	6.63
SOCIAL WELFARE						
H1763	MEDICAID COMMISSION	208,960,436	214,772,414	5,811,978	2.78	
HUMAN SERVICES, DEPARTMENT OF						
H1764	AGING & ADULT SERVICES, DIVISION OF	573,929	576,727	2,798	0.49	
H1764	CHILD SUPPORT ENFORCEMENT, DIVISION OF	5,192,634	5,233,722	41,088	0.79	
H1764	CHILDREN & YOUTH, OFFICE OF	216,420	2,217,283	2,000,863	924.53	
H1764	ECONOMIC ASSISTANCE/TANF, DIVISION OF	48,631,706	47,492,840	-1,138,866	-2.34	
H1764	SOCIAL SERVICES, OFFICE OF	11,099,138	11,526,058	426,920	3.85	
H1764	SUPPORT SERVICES, DIVISION OF	4,538,581	4,533,352	-5,229	-0.12	
H1764	YOUTH SERVICES, DIVISION OF	15,260,138	15,649,346	389,208	2.55	
REHABILITATION SERVICES, DEPT OF						
H1765	STATE ATTENDANT CARE PROGRAM	400,000	0	-400,000	-100.00	
H1765	VOCATIONAL REHAB, OFFICE OF	6,767,486	7,444,060	676,574	10.00	
H1765	VOCATIONAL REHAB FOR THE BLIND	1,431,565	1,438,695	7,130	0.50	
	TOTAL SOCIAL WELFARE	303,072,033	310,884,497	7,812,464	2.58	10.55
MLTY, POLICE AND VETS' AFFAIRS						
S3141	EMERGENCY MANAGEMENT AGENCY	871,147	847,254	-23,893	-2.74	
S3141	DISASTER RELIEF CONSOLIDATED	1,422,268	1,089,000	-333,268	-23.43	
MILITARY DEPARTMENT						
S3142	ARMORY CONSTRUCTION & MAINTENANCE	958,611	958,611	0	0.00	
S3142	EDUCATIONAL ASSISTANCE	1,470,720	1,472,380	1,660	0.11	
S3142	SUPPORT	3,039,243	3,084,381	45,138	1.49	
	NEW ARMORY CONSTRUCTION	699,237	0	-699,237	-100.00	
S3159	NARCOTICS, BUREAU OF	7,196,983	9,859,806	2,662,823	37.00	
PUBLIC SAFETY, DEPARTMENT OF						
S3160	CRIME LAB	3,519,928	3,559,829	39,901	1.13	
S3160	CRIME LAB - STATE MEDICAL EXAMINER	310,170	312,067	1,897	0.61	
S3160	HIGHWAY SAFETY PATROL, DIVISION OF	35,808,458	35,999,175	190,717	0.53	
S3160	LAW ENFORCEMENT OFFS' TNG ACADEMY	737,576	749,506	11,930	1.62	
S3160	PUBLIC SAFETY PLANNING	465,009	465,009	0	0.00	
S3160	SUPPORT SERVICES	8,608,981	5,804,620	-2,804,361	-32.57	
S3160	MUNICIPALITIES CRIME PREVENTION PRG	0	1,000,000	1,000,000	100.00	
S3161	VETERANS' AFFAIRS BOARD	2,345,596	897,663	-1,447,933	-61.73	
	TOTAL MLTY, POLICE AND VETS' AFFAIRS	67,453,927	66,099,301	-1,354,626	-2.01	2.24
LOCAL ASSISTANCE						
S3128	HOMESTEAD EXEMPTION REIMBURSEMENT	71,750,000	73,200,000	1,450,000	2.02	
	TOTAL LOCAL ASSISTANCE	71,750,000	73,200,000	1,450,000	2.02	2.48
MISCELLANEOUS						
H1793	ARTS COMMISSION	1,283,457	1,417,056	133,599	10.41	
S3156	INFORMATION TECH SVCS DEPT(SEE SCHED II)	0	2,000,000	2,000,000	100.00	
	NURSING BD - WORKFORCE REDEVELOPMENT PRG	100,000	0	-100,000	-100.00	
S3175	STATE AID RD - ADMIN/CONST(SEE SCHED II)	25,000,000	25,000,000	0	0.00	
	TOTAL MISCELLANEOUS	26,383,457	28,417,056	2,033,599	7.71	0.96

SCHEDULE I
GENERAL FUND APPROPRIATIONS
FISCAL YEAR 1998 COMPARED WITH FISCAL YEAR 1997

FY 1998 BILL NO.	NAME OF AGENCY	APPROPRIATIONS FY97	APPROPRIATIONS FY98	INCREASE OR DECREASE	PERCENT OF INCREASE OR DECREASE	PERCENT OF TOTAL FY98 APPROPRIATION
	DEBT SERVICE					
	TREASURER'S OFFICE, STATE					
S3133	BANK SERVICE CHARGE	40,000	40,000	0	0.00	
S3133	BONDS & INTEREST	100,475,473	110,475,473	10,000,000	9.95	
	TOTAL DEBT SERVICE	100,515,473	110,515,473	10,000,000	9.95	3.75
	TOTAL CURRENT GEN FD APPROP (RECURRING)	2,790,796,762	2,946,282,665	155,485,903	5.57	99.97
	CUR GEN FD APPROP (NON-RECURRING)					
	DISCRETIONARY (R & R, ETC)(SEE SCHED II)	14,414,902	0	-14,414,902	-100.00	
	TOTAL CUR GEN FD APPROP (NON-RECURRING)	14,414,902	0	-14,414,902	-100.00	100.00
	TOTAL CURRENT GEN FD APPROP	2,805,211,664	2,946,282,665	141,071,001	5.03	99.97
	DEFERRED APPROPRIATIONS					
	AID TO MUNICIPALITIES	750,000	750,000	0	0.00	
	TOTAL DEFERRED APPROPRIATIONS	750,000	750,000	0	0.00	0.03
	TOTAL CURRENT & DEFERRED GEN FD APPROP	2,805,961,664	2,947,032,665	141,071,001	5.03	100.00
	REAPPROPRIATIONS FROM FY 1997					
S3158	CORRECTIONS - LOCAL CONFINEMENT	0	2,500,000	2,500,000	100.00	
S3158	CORRECTIONS - RESTITUTION CENTERS	0	500,000	500,000	100.00	
S2427	DFA - BLDG - DISCRETIONARY (R&R, ETC)	0	11,867,429	11,867,429	100.00	
S3136	IHL - AYERS ENDOWMENT INTEREST	0	563,332	563,332	100.00	
S3136	IHL - AYERS RELATED COSTS	0	668,137	668,137	100.00	
S3135	JR COLL - SUP - EDUC TECHNOLOGY PRG	0	70,000	70,000	100.00	
S3135	JR COLL - SUP - HEALTH INSURANCE	0	125,000	125,000	100.00	
S3142	MILITARY DEPT - JACKSON ARMORY CONST	0	95,000	95,000	100.00	
S3161	VETERANS AFFAIRS BOARD - START-UP COSTS	0	488,515	488,515	100.00	
	TOTAL REAPPROPRIATIONS FROM FY 1997	0	16,877,413	16,877,413	100.00	
	TOTAL CURRENT & DEFERRED GEN FD APPROP & REAPPROP	2,805,961,664	2,963,910,078	157,948,414	5.63	

SCHEDULE II
SPECIAL FUND APPROPRIATIONS
FISCAL YEAR 1998 COMPARED WITH FISCAL YEAR 1997

FY 1998 BILL NO.	NAME OF AGENCY	APPROPRIATIONS FY97	APPROPRIATIONS FY98	INCREASE OR DECREASE	PERCENT OF INCREASE OR DECREASE
PART II - SPECIAL FUND AGENCIES					
H1766	AGRICULTURAL AVIATION BOARD	81,670	102,956	21,286	26.06
AGRICULTURE & COMMERCE					
S3144	EGG MARKETING BOARD	76,305	76,305	0	0.00
S3145	FARMERS CENTRAL MARKET	415,056	411,607	-3,449	-0.83
S3143	MS ST CHEM LAB - METH PARATHION TEST	250,000	0	-250,000	-100.00
S3143	PLANT IND - METHYL PARATHION TESTING	150,000	0	-150,000	-100.00
S3164	ARCHITECTURE, BOARD OF	192,416	190,188	-2,228	-1.16
H1792	ARCHIVES & HISTORY - LOCAL GOV'T RECORDS	229,638	415,811	186,173	81.07
H1767	ATHLETIC COMMISSION	81,000	81,000	0	0.00
H1768	AUCTIONEERS COMMISSION, MISS	86,639	88,042	1,403	1.62
S3165	BANKING & CONSUMER FINANCE - MAINT FD	1,877,876	2,073,162	195,286	10.40
S3165	CONSUMER FINANCE FUND	644,434	684,841	40,407	6.27
H1713	BARBER EXAMINERS, BOARD OF	150,579	157,102	6,523	4.33
S3166	CHIROPRACTIC EXAMINERS, BOARD OF	39,100	44,100	5,000	12.79
H1769	COAST COLISEUM COMMISSION, MISS	2,633,451	2,887,466	254,015	9.65
CORRECTIONS, DEPT OF					
S3158	FARMING OPERATIONS	4,836,353	5,008,745	172,392	3.56
	SPECM CONST REAPPROP (DFA)	10,814,296	0	-10,814,296	-100.00
H1713	COSMETOLOGY, BOARD OF	542,635	609,334	66,699	12.29
S3167	DENTAL EXAMINERS, BOARD OF	382,721	407,651	24,930	6.51
S3168	EMPLOYMENT SECURITY COMMISSION	64,107,714	65,830,430	1,722,716	2.69
S3168	ACQUIRE OR IMPROVE BUILDINGS	700,000	700,000	0	0.00
S3168	SPECIAL ADMINISTRATION FUND	1,200,000	1,200,000	0	0.00
H1771	ENGINEERS & LAND SURVEYORS, BOARD OF	357,649	422,340	64,691	18.09
S3149	FAIR & COLISEUM COMMISSION - SUPPORT	2,802,622	2,939,596	136,974	4.89
S3150	DIXIE NATIONAL LIVESTOCK SHOW	856,800	904,800	48,000	5.60
FINANCE & ADMINISTRATION, DEPT OF					
S3125	ELDON BOLTON OFFICE BLDG/STATE SVC CTR	0	1,188,500	1,188,500	100.00
S3125	TORT CLAIMS BD	5,112,193	7,046,751	1,934,558	37.84
H1760	FORESTERS, BOARD OF REGISTRATION FOR	20,200	26,200	6,000	29.70
S2969	FUNERAL SERVICES, BOARD OF	133,498	138,901	5,403	4.05
S3200	GEOLOGISTS, MS BD OF REGISTERED PROFESS	0	104,500	104,500	100.00
H1772	GULFPORT, MISS STATE PORT AUTHORITY AT	27,108,000	47,469,652	20,361,652	75.11
HEALTH, STATE DEPT OF					
H1762	LOCAL GOVERNMENTS & RURAL WATER	1,530,103	15,020,000	13,489,897	881.63
H1762	WATER FEES	0	400,000	400,000	100.00
HUMAN SERVICES, DEPT OF					
H1764	COMMUNITY SERVICES, DIVISION OF	21,616,724	17,623,585	-3,993,139	-18.47
H1764	INDUSTRIAL TRAINING PROGRAM	0	2,086,683	2,086,683	100.00

SCHEDULE II
SPECIAL FUND APPROPRIATIONS
FISCAL YEAR 1998 COMPARED WITH FISCAL YEAR 1997

FY 1998 BILL NO.	NAME OF AGENCY	APPROPRIATIONS FY97	APPROPRIATIONS FY98	INCREASE OR DECREASE	PERCENT OF INCREASE OR DECREASE
H1764	SOCIAL SERVICES BLOCK GRANT PROGRAM	29,795,876	27,731,432	-2,064,444	-6.93
S3156	INFORMATION TECH SVCS DEPT (SEE SCHED I)	29,407,708	28,055,966	-1,351,742	-4.60
H1802	INSURANCE, DEPARTMENT OF	4,689,432	5,581,975	892,543	19.03
S3107	FIRE FIGHTERS MEMORIAL BURN CENTER	8,713	13,244	4,531	52.00
H1773	MEDICAL LICENSURE, BOARD OF	1,145,885	1,371,151	225,266	19.66
S3162	MENTAL HEALTH - ALCOHOL & DRUG PROGRAM	3,457,745	3,491,542	33,797	0.98
	MILITARY DEPARTMENT				
S3142	ANG TRAINING SITE BASE OPERATIONS	1,682,684	1,763,084	80,400	4.78
S3142	CAMP SHELBY BASE OPERATIONS	25,547,035	25,855,621	308,586	1.21
S3142	CAMP SHELBY TIMBER	416,396	431,896	15,500	3.72
S3142	SERVICE CONTRACT	18,607,748	19,808,392	1,200,644	6.45
S3169	MOTOR VEHICLE COMMISSION	227,839	229,958	2,119	0.93
H1775	NURSING, BOARD OF	1,204,838	1,229,130	24,292	2.02
H1774	NURSING HOME ADMINISTRATORS, BOARD OF	129,285	132,127	2,842	2.20
H1776	OIL & GAS BOARD	1,811,981	1,994,513	182,532	10.07
H1777	OPTOMETRY, BOARD OF	58,820	58,820	0	0.00
H1778	PAT HARRISON WATERWAY DIST	3,766,942	3,954,959	188,017	4.99
H1778	PEARL RIVER BASIN DEVELOPMENT DIST	1,220,334	1,585,423	365,089	29.92
H1778	PEARL RIVER VALLEY WATER SUPPLY DIST	6,814,294	7,109,500	295,206	4.33
S3127	PERSONNEL BOARD	4,217,728	4,500,659	282,931	6.71
S3127	TRAINING FUND ACCOUNT	320,621	339,070	18,449	5.75
S3171	PHARMACY, BOARD OF	582,156	606,044	23,888	4.10
S3172	PROFESSIONAL COUNSELOR LICENSING BOARD	36,435	36,435	0	0.00
H1781	PSYCHOLOGICAL EXAMINERS, BOARD OF	77,300	81,000	3,700	4.79
S3173	PUBLIC ACCOUNTANCY, BOARD OF	469,696	505,976	36,280	7.72
S3174	PUBLIC CONTRACTORS, BOARD OF	541,867	546,887	5,020	0.93
H1782	PUB EMPLOYEES' RETIREMENT - ADMIN & BLDG	11,981,089	9,983,651	-1,997,438	-16.67
	PUBLIC SAFETY, DEPARTMENT OF				
S3160	EMERGENCY TELECOMMUNICATIONS STDS/TNG	639,301	665,612	26,311	4.12
S3160	LAW ENFORCEMENT OFFICERS' STDS/TNG	1,914,095	2,106,708	192,613	10.06
H1783	PUBLIC SERVICE COMMISSION	6,387,123	6,731,016	343,893	5.38
H1783	PUBLIC UTILITIES STAFF	1,873,935	1,908,677	34,742	1.85
H1786	REAL ESTATE COMMISSION	807,347	830,270	22,923	2.84
H1786	APPRAISER LICENSING & CERTIFICATION BD	321,036	342,733	21,697	6.76
	REHABILITATION SVCS, DEPT OF				
H1765	DISABILITY DETERMINATION SERVICES	29,653,614	30,086,135	432,521	1.46
H1765	ESTABLISHMENT & CONSTRUCTION GRANTS	5,644,000	3,125,000	-2,519,000	-44.63
H1765	SPINAL CORD & HEAD INJURY PROGRAM	0	2,500,000	2,500,000	100.00
H1765	SPINAL CORD & HEAD INJURY TRUST FD	500,000	0	-500,000	-100.00
H1765	SUPPORT SERVICES, OFFICE OF	1,998,694	1,962,122	-36,572	-1.83

SCHEDULE II
SPECIAL FUND APPROPRIATIONS
FISCAL YEAR 1998 COMPARED WITH FISCAL YEAR 1997

FY 1998 BILL NO.	NAME OF AGENCY	APPROPRIATIONS FY97	APPROPRIATIONS FY98	INCREASE OR DECREASE	PERCENT OF INCREASE OR DECREASE
S3131	SECRETARY OF STATE	7,406,468	7,653,713	247,245	3.34
H1847	SOCIAL WK/MARR/FAM THERAPIST, EXAM FOR	0	382,000	382,000	100.00
H1803	STATE FIRE ACADEMY	2,866,666	3,158,257	291,591	10.17
	SUPREME COURT SERVICES, OFFICE OF				
H1804	BAR ADMISSIONS, BOARD OF	200,855	201,465	610	0.30
H1804	CONTINUING LEGAL EDUCATION FUND	106,921	110,509	3,588	3.36
H1778	TOMBIGBEE RIVER VALLEY WATER MGMT DIST	1,959,136	1,826,050	-133,086	-6.79
	TREASURER'S OFFICE, STATE				
S3132	INVESTING FUNDS	72,000	80,000	8,000	11.11
S3132	M-PACT PROGRAM	500,000	754,205	254,205	50.84
S3132	M-PACT TRUST FUND TUITION PAYMENTS	0	1,000,000	1,000,000	100.00
H1789	VETERANS' HOME PURCHASE BOARD	22,332,620	23,014,315	681,695	3.05
H1790	VETERANS MEMORIAL STADIUM COMMISSION	708,227	687,814	-20,413	-2.88
S3176	VETERINARY EXAMINERS, BOARD OF	111,620	110,120	-1,500	-1.34
S3170	WORKERS' COMPENSATION COMMISSION, MISS	4,683,317	5,007,327	324,010	6.92
S3170	WORKERS' COMPENSATION FRAUD FUND	0	50,000	50,000	100.00
H1791	YELLOW CREEK INLAND PORT AUTHORITY	2,547,236	2,435,257	-111,979	-4.40
	TOTAL PART II - SPECIAL FUND AGENCIES	390,484,330	420,068,008	29,583,678	7.58
	PART III - TRANSPORTATION DEPT				
H1788	TRANSPORTATION, DEPARTMENT OF	708,289,393	721,006,773	12,717,380	1.80
S3175	STATE AID RD - ADMIN/CONST (SEE SCHED I)	116,146,972	116,973,918	-24,173,054	-17.13
	TOTAL PART III - TRANSPORTATION DEPARTMENT	824,436,365	837,980,691	-11,455,674	3.55
	TOTAL SPECIAL FUND APPROPRIATION (RECURRING)	1,214,920,695	1,258,048,699	18,128,004	3.55
	SPECIAL FD APPROP (NON-RECURRING)				
	CAPITAL EXPENSE (PREPLANNING)	1,644,000	0	-1,644,000	-100.00
	DISCRETIONARY (R & R, ETC) (SEE SCHED I)	46,520,779	0	-60,935,681	-100.00
	TOTAL SPECIAL FD APPROP (NON-RECURRING)	48,164,779	0	-62,579,681	-0.40
	TOTAL SPECIAL FUND APPROPRIATION	1,263,085,474	1,258,048,699	-44,451,677	-0.40
	REAPPROPRIATIONS FROM FY 1997				
S2427	DFA - BLDG - DISCRETIONARY (R&R, ETC)	0	34,368,746	34,368,746	100.00
S2427	DFA - BLDG - EDUC ENHANCEMENT FDS	0	11,247,472	11,247,472	100.00
S2427	DFA - BLDG - SPECM BOARD	0	5,085,344	5,085,344	100.00
S3156	ITS - STWIDE BACKBONE INFRASTRUCTURE	0	350,000	350,000	100.00
S3135	JR COLL - SUP - EDUC ENHANCEMENT FDS	0	308,000	308,000	100.00
S3163	MENTAL HEALTH, DEPT OF - R & R	0	6,000,000	6,000,000	100.00
	TOTAL REAPPROPRIATIONS FROM FY 1997	0	57,359,562	57,359,562	4.14
	TOTAL SPECIAL FUND APPROP & REAPPROP	1,263,085,474	1,315,408,261	12,907,885	4.14

SCHEDULE IV
FISCAL YEAR 1998 TOTAL STATE APPROPRIATIONS

BILL NO.	NAME OF AGENCY	GENERAL FUNDS	SPECIAL FUNDS			TOTAL APPROPRIATIONS
			FEDERAL FUNDS	OTHER FUNDS	TOTAL SPECIAL FUNDS	
PART I - GENERAL FUND AGENCIES						
LEGISLATIVE						
H1794	LEGISLATIVE EXPENSE - MONTHLY ALLOWANCE	1,550,100	0	0	0	1,550,100
H1794	LEGISLATIVE EXPENSE - REGULAR	12,485,238	0	0	0	12,485,238
H1794	LEGISLATIVE BUDGET COMMITTEE, JOINT	1,953,072	0	0	0	1,953,072
H1794	LEGISLATIVE PEER COMMITTEE, JOINT	1,704,467	0	0	0	1,704,467
H1794	LEGISLATIVE REAPPORTIONMENT COM, JOINT	104,737	0	0	0	104,737
H1794	ENERGY COUNCIL, THE	25,000	0	0	0	25,000
H1794	INTERSTATE COOPERATION, COMMISSION ON	170,737	0	0	0	170,737
H1794	SOUTHERN GROWTH POLICIES BOARD	24,339	0	0	0	24,339
H1794	SOUTHERN STATES ENERGY BOARD	29,077	0	0	0	29,077
H1794	UNIFORM STATE LAWS, COMMISSION ON	25,400	0	0	0	25,400
	TOTAL LEGISLATIVE	18,072,167	0	0	0	18,072,167
JUDICIARY AND JUSTICE						
H1800	ATTORNEY GENERAL'S OFFICE	6,573,187	665,141	4,855,444	5,520,585	12,093,772
H1801	DISTRICT ATTORNEYS & STAFF	11,561,261	0	0	0	11,561,261
H1801	COMPULSORY ATTENDANCE COUNSELORS	5,595,026	0	0	0	5,595,026
S3126	JUDICIAL PERFORMANCE COMMISSION	289,839	0	0	0	289,839
H1804	SUPREME COURT SERVICES, OFFICE OF	4,822,575	0	400,325	400,325	5,222,900
H1804	ADMINISTRATIVE OFFICE OF COURTS	1,339,093	0	9,337,515	9,337,515	10,676,608
H1804	COURT OF APPEALS	3,877,044	0	5,140	5,140	3,882,184
H1804	TRIAL JUDGES	12,928,326	0	0	0	12,928,326
	TOTAL JUDICIARY AND JUSTICE	46,986,351	665,141	14,598,424	15,263,565	62,249,916
EXECUTIVE AND ADMINISTRATIVE						
S3124	ETHICS COMMISSION	474,949	0	0	0	474,949
S3130	GOVERNOR'S MANSION	550,690	0	0	0	550,690
S3130	GOVERNOR'S OFFICE - SUPPORT	2,184,195	0	0	0	2,184,195
	TOTAL EXECUTIVE AND ADMINISTRATIVE	3,209,834	0	0	0	3,209,834
FISCAL AFFAIRS						
S3129	AUDIT, DEPARTMENT OF	5,718,417	0	4,201,272	4,201,272	9,919,689
S3125	FINANCE & ADMINISTRATION, DEPARTMENT OF	13,255,105	0	14,216,856	14,216,856	27,471,961
S3155	GAMING COMMISSION	4,526,152	0	4,975,454	4,975,454	9,501,606
S3128	TAX COMMISSION - SUPPORT	42,672,087	0	6,744,674	6,744,674	49,416,761
S3128	LICENSE TAG COMMISSION	3,469,500	0	0	0	3,469,500
S3132	TREASURER'S OFFICE, STATE	727,173	0	1,100,088	1,100,088	1,827,261
	TOTAL FISCAL AFFAIRS	70,368,434	0	31,238,344	31,238,344	101,606,778
PUBLIC EDUCATION						
EDUCATION, DEPARTMENT OF						
H1805	GEN EDUC PRGS & HB4 ADMINISTRATION	37,518,631	347,656,768	122,831,316	470,488,084	508,006,715
H1805	UNIFORM MILLAGE ASSIST GRANT PRG	21,400,000	0	12,801,764	12,801,764	34,201,764
H1805	VOCATIONAL & TECHNICAL EDUCATION	57,868,943	15,488,491	7,863,746	23,352,237	81,221,180
H1806	CHICKASAW INTEREST	10,370,249	0	0	0	10,370,249
H1807	MINIMUM PROGRAM	1,011,823,716	0	63,730,980	63,730,980	1,075,554,696

SCHEDULE IV
FISCAL YEAR 1998 TOTAL STATE APPROPRIATIONS

BILL NO.	NAME OF AGENCY	SPECIAL FUNDS			TOTAL SPECIAL FUNDS	TOTAL APPROPRIATIONS
		GENERAL FUNDS	FEDERAL FUNDS	OTHER FUNDS		
H1808	SCHOOL FOR THE BLIND & DEAF	9,146,390	1,050,696	271,563	1,322,259	10,468,649
H1809	EDUCATIONAL TELEVISION AUTHORITY	6,165,776	3,634,339	4,430,299	8,064,638	14,230,414
H1810	LIBRARY COMMISSION	8,094,299	1,990,682	493,847	2,484,529	10,578,828
	TOTAL PUBLIC EDUCATION	1,162,388,004	369,820,976	212,423,515	582,244,491	1,744,632,495
	HIGHER EDUCATION					
	INSTITUTIONS OF HIGHER LEARNING					
S3136	GENERAL SUPPORT - CONSOLIDATED	255,591,497	11,948,267	276,950,637	288,898,904	544,490,401
S3137	STUDENT FINANCIAL AID	16,521,197	265,408	8,430,785	8,696,193	25,217,390
S3139	UNIV RESEARCH CENTER & MAINTENANCE	3,370,371	0	1,437,673	1,437,673	4,808,044
S3138	UM - MEDICAL CENTER CONSOLIDATED	114,145,878	31,336,999	218,908,087	250,245,086	364,390,964
	COMMUNITY AND JUNIOR COLLEGES					
S3134	ADMINISTRATION	1,069,261	4,575,221	7,806,088	12,381,309	13,450,570
S3135	SUPPORT	115,993,873	0	36,475,211	36,475,211	152,469,084
	TOTAL HIGHER EDUCATION	506,692,077	48,125,895	550,008,481	598,134,376	1,104,826,453
	PUBLIC HEALTH					
H1762	HEALTH, STATE DEPARTMENT OF	35,902,437	106,345,084	55,355,179	161,700,263	197,602,700
	TOTAL PUBLIC HEALTH	35,902,437	106,345,084	55,355,179	161,700,263	197,602,700
	HOSPITALS AND HOSPITAL SCHOOLS					
S3163	MENTAL HEALTH, DEPT OF - CONS	174,202,112	27,781,819	151,251,799	179,033,618	353,235,730
	TOTAL HOSPITALS AND HOSPITAL SCHOOLS	174,202,112	27,781,819	151,251,799	179,033,618	353,235,730
	AGRICULTURE AND COMMERCE					
S3143	AGRICULTURE & COMMERCE - SUPPORT	6,876,935	1,281,904	981,431	2,263,335	9,140,270
S3143	GRAIN DIVISION	643,213	0	0	0	643,213
S3143	AGRIBUSINESS COUNCIL, MISSISSIPPI	170,000	0	150,000	150,000	320,000
S3146	PLANT INDUSTRY DIVISION	1,481,610	659,058	750,291	1,409,349	2,890,959
S3147	ANIMAL HEALTH, BOARD OF	2,037,454	70,242	490,000	560,242	2,597,696
S3154	ECONOMIC & COMMUNITY DEV. DEPARTMENT OF	29,980,748	91,340,281	11,477,553	102,817,834	132,798,582
S3150	FAIR COMM - COUNTY LIVESTOCK SHOWS	202,090	0	0	0	202,090
	INST OF HIGHER LEARNING - AG PROGRAMS					
S3148	ASU - AGRICULTURAL PROGRAMS	2,070,710	0	2,009,316	2,009,316	4,080,026
S3151	MSU - AG & FORESTRY EXPERIMENT STATION	17,867,951	3,577,587	3,941,702	7,519,289	25,387,240
S3153	MSU - COOPERATIVE EXTENSION SERVICE	17,277,636	8,596,675	3,580,262	12,176,937	29,454,573
S3152	MSU - FOREST & WILDLIFE RESEARCH CENTER	4,421,542	623,623	442,063	1,065,686	5,487,228
S3140	MSU - COLLEGE OF VETERINARY MEDICINE	8,740,565	0	3,805,000	3,805,000	12,545,565
	TOTAL AGRICULTURE AND COMMERCE	91,770,454	106,149,370	27,627,618	133,776,988	225,547,442
	CONSERVATION					
H1792	ARCHIVES & HISTORY, DEPARTMENT OF	4,624,349	721,210	988,191	1,709,401	6,333,750
H1792	SOVEREIGNTY COMMISSION RECORDS	140,195	0	0	0	140,195
H1757	BEAUVOIR SHRINE	12,500	0	0	0	12,500
H1758	ENVIRONMENTAL QUALITY, DEPT OF - CONS	13,559,276	38,417,793	43,276,470	81,694,263	95,253,539
H1761	FORESTRY COMMISSION	19,857,721	1,770,157	8,035,092	9,805,249	29,662,970
H1796	GRAND GULF MILITARY MONUMENT COMMISSION	223,065	0	60,394	60,394	283,459

SCHEDULE IV
FISCAL YEAR 1998 TOTAL STATE APPROPRIATIONS

BILL NO.	NAME OF AGENCY	SPECIAL FUNDS			TOTAL SPECIAL FUNDS	TOTAL APPROPRIATIONS
		GENERAL FUNDS	FEDERAL FUNDS	OTHER FUNDS		
H1797	MARINE RESOURCES, DEPARTMENT OF	1,208,612	1,357,783	7,153,192	8,510,975	9,719,587
H1759	MISSISSIPPI RIVER PARKWAY COMMISSION	25,800	0	0	0	25,800
H1798	SOIL & WATER CONSERVATION COMMISSION	766,393	46,978	857,951	904,929	1,671,322
S3157	TENNESSEE-TOMBIGBEE WATERWAY DEV AUTH	122,154	0	202,670	202,670	324,824
H1799	WILDLIFE/FISHERIES/PARKS, DEPT OF - CONS	11,560,165	8,553,069	34,316,718	42,869,787	54,429,952
	TOTAL CONSERVATION	52,100,230	50,866,990	94,890,678	145,757,668	197,857,898
INSURANCE AND BANKING						
H1795	PUB EMPLOYEES' RETIREMENT - TEACHERS'	105,072	0	0	0	105,072
	TOTAL INSURANCE AND BANKING	105,072	0	0	0	105,072
CORRECTIONS						
CORRECTIONS, DEPARTMENT OF						
S3158	MEDICAL SERVICES	16,663,185	0	0	0	16,663,185
S3158	PAROLE BOARD	724,840	0	0	0	724,840
S3158	SUPPORT	169,481,141	1,452,706	6,987,608	8,440,314	177,921,455
S3158	REIMBURSEMENT - LOCAL CONFINEMENT	8,500,000	0	0	0	8,500,000
	TOTAL CORRECTIONS	195,369,166	1,452,706	6,987,608	8,440,314	203,809,480
SOCIAL WELFARE						
H1763	MEDICAID COMMISSION	214,772,414	1,423,807,512	217,990,807	1,641,798,319	1,856,570,733
HUMAN SERVICES, DEPARTMENT OF						
H1764	AGING & ADULT SERVICES, DIVISION OF	576,727	15,875,198	0	15,875,198	16,451,925
H1764	CHILD SUPPORT ENFORCEMENT, DIVISION OF	5,233,722	23,481,660	11,896,706	35,378,366	40,612,088
H1764	CHILDREN & YOUTH, OFFICE OF	2,217,283	31,734,580	0	31,734,580	33,951,863
H1764	ECONOMIC ASSISTANCE/TANF, DIVISION OF	47,492,840	149,652,360	4,127,668	153,780,028	201,272,868
H1764	SOCIAL SERVICES, OFFICE OF	11,526,058	37,580,332	4,099,895	41,680,227	53,206,285
H1764	SUPPORT SERVICES, DIVISION OF	4,533,352	9,519,135	86,914	9,606,049	14,139,401
H1764	YOUTH SERVICES, DIVISION OF	15,649,346	5,402,922	127,810	5,530,732	21,180,078
REHABILITATION SERVICES, DEPT OF						
H1765	VOCATIONAL REHAB, OFFICE OF	7,444,060	32,394,820	1,133,211	33,528,031	40,972,091
H1765	VOCATIONAL REHAB FOR THE BLIND	1,438,695	7,091,158	180,420	7,271,578	8,710,273
	TOTAL SOCIAL WELFARE	310,884,497	1,736,539,677	239,643,431	1,976,183,108	2,287,067,605
MLTY, POLICE AND VETS' AFFAIRS						
S3141	EMERGENCY MANAGEMENT AGENCY	847,254	1,620,123	410,350	2,030,473	2,877,727
S3141	DISASTER RELIEF CONSOLIDATED	1,089,000	11,000,000	4,436,500	15,436,500	16,525,500
MILITARY DEPARTMENT						
S3142	ARMORY CONSTRUCTION & MAINTENANCE	958,611	0	0	0	958,611
S3142	EDUCATIONAL ASSISTANCE	1,472,380	0	0	0	1,472,380
S3142	SUPPORT	3,084,381	0	0	0	3,084,381
S3159	NARCOTICS, BUREAU OF	9,859,806	160,000	200,000	360,000	10,219,806
PUBLIC SAFETY, DEPARTMENT OF						
S3160	CRIME LAB	3,559,829	0	773,118	773,118	4,332,947
S3160	CRIME LAB - STATE MEDICAL EXAMINER	312,067	0	117,491	117,491	429,558
S3160	HIGHWAY SAFETY PATROL, DIVISION OF	35,999,175	336,003	6,742,826	7,078,829	43,078,004

SCHEDULE IV
FISCAL YEAR 1998 TOTAL STATE APPROPRIATIONS

BILL NO.	NAME OF AGENCY	GENERAL FUNDS	SPECIAL FUNDS			TOTAL APPROPRIATIONS
			FEDERAL FUNDS	OTHER FUNDS	TOTAL SPECIAL FUNDS	
S3160	LAW ENFORCEMENT OFFS' TNG ACADEMY	749,506	0	1,214,300	1,214,300	1,963,806
S3160	PUBLIC SAFETY PLANNING	465,009	14,734,684	0	14,734,684	15,199,693
S3160	SUPPORT SERVICES	5,804,620	0	1,165,474	1,165,474	6,970,094
S3160	MUNICIPALITIES CRIME PREVENTION PRG	1,000,000	0	0	0	1,000,000
S3161	VETERANS' AFFAIRS BOARD	897,663	9,539,111	8,415,140	17,954,251	18,851,914
	TOTAL MLTY, POLICE AND VETS' AFFAIRS	66,099,301	37,389,921	23,475,199	60,865,120	126,964,421
	LOCAL ASSISTANCE					
S3128	HOMESTEAD EXEMPTION REIMBURSEMENT	73,200,000	0	0	0	73,200,000
	TOTAL LOCAL ASSISTANCE	73,200,000	0	0	0	73,200,000
	MISCELLANEOUS					
H1793	ARTS COMMISSION	1,417,056	429,249	250,000	679,249	2,096,305
S3156	INFORMATION TECH SVCS DEPT (SEE PART II)	2,000,000	0	0	0	2,000,000
S3175	STATE AID RD - ADMIN/CONST(SEE PART III)	25,000,000	0	0	0	25,000,000
	TOTAL MISCELLANEOUS	28,417,056	429,249	250,000	679,249	29,096,305
	DEBT SERVICE					
	TREASURER'S OFFICE, STATE					
S3133	BANK SERVICE CHARGE	40,000	0	0	0	40,000
S3133	BONDS & INTEREST	110,475,473	0	34,781,651	34,781,651	145,257,124
	TOTAL DEBT SERVICE	110,515,473	0	34,781,651	34,781,651	145,297,124
	TOTAL CURRENT GEN FD APPROP(RECURRING)	2,946,282,665	2,485,566,828	1,442,531,927	3,928,098,755	6,874,381,420
	DEFERRED APPROPRIATIONS					
	AID TO MUNICIPALITIES	750,000	0	0	0	750,000
	TOTAL DEFERRED APPROPRIATIONS	750,000	0	0	0	750,000
	TOTAL CURRENT & DEFERRED GEN FD APPROP	2,947,032,665	2,485,566,828	1,442,531,927	3,928,098,755	6,875,131,420
	REAPPROPRIATIONS FROM FY 1997					
S3158	CORRECTIONS - LOCAL CONFINEMENT	2,500,000	0	0	0	2,500,000
S3158	CORRECTIONS - RESTITUTION CENTERS	500,000	0	0	0	500,000
S2427	DFA - BLDG - DISCRETIONARY (R&R, ETC)	11,867,429	0	0	0	11,867,429
S3136	IHL - AYERS ENDOWMENT INTEREST	563,332	0	0	0	563,332
S3136	IHL - AYERS-RELATED COSTS	668,137	0	0	0	668,137
S3135	JR COLL - SUP - EDUC TECHNOLOGY PRG	70,000	0	0	0	70,000
S3135	JR COLL - SUP - HEALTH INSURANCE	125,000	0	0	0	125,000
S3142	MILITARY DEPT - JACKSON ARMORY CONST	95,000	0	0	0	95,000
S3161	VETERANS AFFAIRS BOARD - START-UP COSTS	488,515	0	0	0	488,515
	TOTAL REAPPROPRIATIONS FROM FY 1997	16,877,413	0	0	0	16,877,413

SCHEDULE IV
FISCAL YEAR 1998 TOTAL STATE APPROPRIATIONS

BILL NO.	NAME OF AGENCY	GENERAL FUNDS	SPECIAL FUNDS			TOTAL APPROPRIATIONS
			FEDERAL FUNDS	OTHER FUNDS	TOTAL SPECIAL FUNDS	
TOTAL CURRENT & DEFERRED GEN FD APPROP & REAPPROP		2,963,910,078	2,485,566,828	1,442,531,927	3,928,098,755	6,892,008,833
PART II - SPECIAL FUND AGENCIES						
H1766	AGRICULTURAL AVIATION BOARD AGRICULTURE & COMMERCE	0	0	102,956	102,956	102,956
S3144	EGG MARKETING BOARD	0	0	76,305	76,305	76,305
S3145	FARMERS CENTRAL MARKET	0	0	411,607	411,607	411,607
S3164	ARCHITECTURE, BOARD OF	0	0	190,188	190,188	190,188
H1792	ARCHIVES & HISTORY - LOCAL GOV'T RECORDS	0	0	415,811	415,811	415,811
H1767	ATHLETIC COMMISSION	0	0	81,000	81,000	81,000
H1768	AUCTIONEERS COMMISSION, MISS	0	0	88,042	88,042	88,042
S3165	BANKING & CONSUMER FINANCE - MAINT FD	0	0	2,073,162	2,073,162	2,073,162
S3165	CONSUMER FINANCE FUND	0	0	684,841	684,841	684,841
H1713	BARBER EXAMINERS, BOARD OF	0	0	157,102	157,102	157,102
S3166	CHIROPRACTIC EXAMINERS, BOARD OF	0	0	44,100	44,100	44,100
H1769	COAST COLISEUM COMMISSION, MISS CORRECTIONS, DEPT OF	0	0	2,887,466	2,887,466	2,887,466
S3158	FARMING OPERATIONS	0	0	5,008,745	5,008,745	5,008,745
H1713	COSMETOLOGY, BOARD OF	0	0	609,334	609,334	609,334
S3167	DENTAL EXAMINERS, BOARD OF	0	0	407,651	407,651	407,651
S3168	EMPLOYMENT SECURITY COMMISSION	0	65,830,430	0	65,830,430	65,830,430
S3168	ACQUIRE OR IMPROVE BUILDINGS	0	700,000	0	700,000	700,000
S3168	SPECIAL ADMINISTRATION FUND	0	0	1,200,000	1,200,000	1,200,000
H1771	ENGINEERS & LAND SURVEYORS, BOARD OF	0	0	422,340	422,340	422,340
S3149	FAIR & COLISEUM COMMISSION - SUPPORT	0	0	2,939,596	2,939,596	2,939,596
S3150	DIXIE NATIONAL LIVESTOCK SHOW FINANCE & ADMINISTRATION, DEPT OF	0	0	904,800	904,800	904,800
S3125	ELDON BOLTON OFFICE BLDG/STATE SVC CTR	0	0	1,188,500	1,188,500	1,188,500
S3125	TORT CLAIMS BD	0	0	7,046,751	7,046,751	7,046,751
H1760	FORESTERS, BOARD OF REGISTRATION FOR	0	0	26,200	26,200	26,200
S2969	FUNERAL SERVICES, BOARD OF	0	0	138,901	138,901	138,901
S3200	GEOLOGISTS, MS BD OF REGISTERED PROFESS	0	0	104,500	104,500	104,500
H1772	GULFPORT, MISS STATE PORT AUTHORITY AT HEALTH, STATE DEPT OF	0	0	47,469,652	47,469,652	47,469,652
H1762	LOCAL GOVERNMENTS & RURAL WATER	0	0	15,020,000	15,020,000	15,020,000
H1762	WATER FEES HUMAN SERVICES, DEPT OF	0	0	400,000	400,000	400,000
H1764	COMMUNITY SERVICES, DIVISION OF	0	17,623,585	0	17,623,585	17,623,585
H1764	INDUSTRIAL TRAINING PROGRAM	0	2,086,683	0	2,086,683	2,086,683
H1764	SOCIAL SERVICES BLOCK GRANT PROGRAM	0	27,731,432	0	27,731,432	27,731,432
S3156	INFORMATION TECH SVCS DEPT (SEE PART I)	0	0	28,055,966	28,055,966	28,055,966
H1802	INSURANCE, DEPARTMENT OF	0	0	5,581,975	5,581,975	5,581,975
S3107	FIRE FIGHTERS MEMORIAL BURN CENTER	0	0	13,244	13,244	13,244
H1773	MEDICAL LICENSURE, BOARD OF	0	0	1,371,151	1,371,151	1,371,151
S3162	MENTAL HEALTH - ALCOHOL & DRUG PROGRAM	0	0	3,491,542	3,491,542	3,491,542

SCHEDULE IV
FISCAL YEAR 1998 TOTAL STATE APPROPRIATIONS

BILL NO.	NAME OF AGENCY	GENERAL FUNDS	SPECIAL FUNDS			TOTAL APPROPRIATIONS
			FEDERAL FUNDS	OTHER FUNDS	TOTAL SPECIAL FUNDS	
MILITARY DEPARTMENT						
S3142	ANG TRAINING SITE BASE OPERATIONS	0	1,763,084	0	1,763,084	1,763,084
S3142	CAMP SHELBY BASE OPERATIONS	0	23,739,480	2,116,141	25,855,621	25,855,621
S3142	CAMP SHELBY TIMBER	0	0	431,896	431,896	431,896
S3142	SERVICE CONTRACT	0	19,153,542	654,850	19,808,392	19,808,392
S3169	MOTOR VEHICLE COMMISSION	0	0	229,958	229,958	229,958
H1775	NURSING, BOARD OF	0	0	1,229,130	1,229,130	1,229,130
H1774	NURSING HOME ADMINISTRATORS, BOARD OF	0	0	132,127	132,127	132,127
H1776	OIL & GAS BOARD	0	92,600	1,901,913	1,994,513	1,994,513
H1777	OPTOMETRY, BOARD OF	0	0	58,820	58,820	58,820
H1778	PAT HARRISON WATERWAY DIST	0	0	3,954,959	3,954,959	3,954,959
H1778	PEARL RIVER BASIN DEVELOPMENT DIST	0	0	1,585,423	1,585,423	1,585,423
H1778	PEARL RIVER VALLEY WATER SUPPLY DIST	0	0	7,109,500	7,109,500	7,109,500
S3127	PERSONNEL BOARD	0	0	4,500,659	4,500,659	4,500,659
S3127	TRAINING FUND ACCOUNT	0	0	339,070	339,070	339,070
S3171	PHARMACY, BOARD OF	0	0	606,044	606,044	606,044
S3172	PROFESSIONAL COUNSELOR LICENSING BOARD	0	0	36,435	36,435	36,435
H1781	PSYCHOLOGICAL EXAMINERS, BOARD OF	0	0	81,000	81,000	81,000
S3173	PUBLIC ACCOUNTANCY, BOARD OF	0	0	505,976	505,976	505,976
S3174	PUBLIC CONTRACTORS, BOARD OF	0	0	546,887	546,887	546,887
H1782	PUB EMPLOYEES' RETIREMENT - ADMIN & BLDG	0	0	9,983,651	9,983,651	9,983,651
PUBLIC SAFETY, DEPARTMENT OF						
S3160	EMERGENCY TELECOMMUNICATIONS STDS/TNG	0	0	665,612	665,612	665,612
S3160	LAW ENFORCEMENT OFFICERS' STDS/TNG	0	0	2,106,708	2,106,708	2,106,708
H1783	PUBLIC SERVICE COMMISSION	0	0	6,731,016	6,731,016	6,731,016
H1783	PUBLIC UTILITIES STAFF	0	0	1,908,677	1,908,677	1,908,677
H1786	REAL ESTATE COMMISSION	0	0	830,270	830,270	830,270
H1786	APPRAISER LICENSING & CERTIFICATION BD	0	0	342,733	342,733	342,733
REHABILITATION SVCS, DEPT OF						
H1765	DISABILITY DETERMINATION SERVICES	0	29,336,126	750,009	30,086,135	30,086,135
H1765	ESTABLISHMENT & CONSTRUCTION GRANTS	0	3,125,000	0	3,125,000	3,125,000
H1765	SPINAL CORD & HEAD INJURY PROGRAM	0	0	2,500,000	2,500,000	2,500,000
H1765	SUPPORT SERVICES, OFFICE OF	0	0	1,962,122	1,962,122	1,962,122
S3131	SECRETARY OF STATE	0	0	7,653,713	7,653,713	7,653,713
H1847	SOCIAL WK/MARR/FAM THERAPIST, EXAM FOR	0	0	382,000	382,000	382,000
H1803	STATE FIRE ACADEMY	0	0	3,158,257	3,158,257	3,158,257
SUPREME COURT SERVICES, OFFICE OF						
H1804	BAR ADMISSIONS, BOARD OF	0	0	201,465	201,465	201,465
H1804	CONTINUING LEGAL EDUCATION FUND	0	0	110,509	110,509	110,509
H1778	TOMBIGBEE RIVER VALLEY WATER MGNT DIST	0	0	1,826,050	1,826,050	1,826,050
TREASURER'S OFFICE, STATE						
S3132	INVESTING FUNDS	0	0	80,000	80,000	80,000
S3132	M-PACT PROGRAM	0	0	754,205	754,205	754,205
S3132	M-PACT TRUST FUND TUITION PAYMENTS	0	0	1,000,000	1,000,000	1,000,000
H1789	VETERANS' HOME PURCHASE BOARD	0	0	23,014,315	23,014,315	23,014,315

SCHEDULE IV
FISCAL YEAR 1998 TOTAL STATE APPROPRIATIONS

BILL NO.	NAME OF AGENCY	GENERAL FUNDS	SPECIAL FUNDS			TOTAL APPROPRIATIONS
			FEDERAL FUNDS	OTHER FUNDS	TOTAL SPECIAL FUNDS	
H1790	VETERANS MEMORIAL STADIUM COMMISSION	0	0	687,814	687,814	687,814
S3176	VETERINARY EXAMINERS, BOARD OF	0	0	110,120	110,120	110,120
S3170	WORKERS' COMPENSATION COMMISSION, MISS	0	0	5,007,327	5,007,327	5,007,327
S3170	WORKERS' COMPENSATION FRAUD FUND	0	0	50,000	50,000	50,000
H1791	YELLOW CREEK INLAND PORT AUTHORITY	0	0	2,435,257	2,435,257	2,435,257
	TOTAL PART II - SPECIAL FUND AGENCIES	0	191,181,962	228,886,046	420,068,008	420,068,008
	PART III - TRANSPORTATION DEPT					
H1788	TRANSPORTATION, DEPARTMENT OF	0	240,782,454	480,224,319	721,006,773	721,006,773
S3175	STATE AID RD - ADMIN/CONST (SEE PART I)	0	19,914,563	97,059,355	116,973,918	116,973,918
	TOTAL PART III - TRANSPORTATION DEPARTMENT	0	260,697,017	577,283,674	837,980,691	837,980,691
	TOTAL SPECIAL FUND APPROPRIATION (RECURRING)	0	451,878,979	806,169,720	1,258,048,699	1,258,048,699
	REAPPROPRIATIONS FROM FY 1997					
S2427	DFA - BLDG - DISCRETIONARY (R&R, ETC)	0	0	34,368,746	34,368,746	34,368,746
S2427	DFA - BLDG - EDUC ENHANCEMENT FDS	0	0	11,247,472	11,247,472	11,247,472
S2427	DFA - BLDG - SPECM BOARD	0	0	5,085,344	5,085,344	5,085,344
S3156	ITS-STWIDE BACKBONE INFRASTRUCTURE	0	0	350,000	350,000	350,000
S3135	JR COLL - SUP - EDUC ENHANCEMENT FDS	0	0	308,000	308,000	308,000
S3163	MENTAL HEALTH, DEPT OF - R & R	0	0	6,000,000	6,000,000	6,000,000
	TOTAL REAPPROPRIATIONS FROM FY 1997	0	0	57,359,562	57,359,562	57,359,562
	TOTAL SPECIAL FUND APPROP & REAPPROP	0	451,878,979	863,529,282	1,315,408,261	1,315,408,261
	TOTAL STATE APPROPRIATIONS	2,963,910,078	2,937,445,807	2,306,061,209	5,243,507,016	8,207,417,094

SCHEDULE V
GENERAL AND SPECIAL FUNDS
ADDITIONALS AND DEFICITS
INCLUDED IN FY 1997
(FOR INFORMATION ONLY)

BILL NO.	NAME OF AGENCY	GENERAL FUNDS	SPECIAL FUNDS	TOTAL FUNDS
S2594	ANIMAL HEALTH BD & VET DIAGNOSTIC LAB	6,000	0	6,000
S3090	ATTORNEY GEN - LEGAL FEES & JUDGEMENTS	144,913	0	144,913
S3079	CORRECTIONS DEPT - LOCAL REIMBURSEMENT	3,231,710	0	3,231,710
S3079	CORRECTIONS DEPT - MEDICAL SERVICES	2,137,659	0	2,137,659
S2428	EDUC - MISS WRITING/THINKING INSTITUTE	75,000	0	75,000
S3141	EMERGENCY MGNT AG - RADIO SIGNAL EQUIP	18,000	0	18,000
H1765	REHAB SVCS - STATE ATTENDENT CARE PRG	400,000	0	400,000
S3091	TAX COMMISSION - HOMESTEAD EXEMPTION	1,950,000	0	1,950,000
S3089	AGRIC & COMM - FARMERS CENTRAL MARKET	0	32,000	32,000
S3143	AGRIC & COMM - MISS STATE CHEMICAL LAB	0	250,000	250,000
S3143	AGRIC & COMMERCE - PLANT INDUSTRY DIV	0	150,000	150,000
H1713	COSMETOLOGY, BOARD OF	0	5,610	5,610
S3048	DENTAL EXAMINERS, BOARD OF	0	37,000	37,000
S3047	PAT HARRISON WATERWAY DISTRICT	0	60,000	60,000
S3097	REAL ESTATE COMMISSION, MISSISSIPPI	0	50,000	50,000
H1765	REHAB SVCS - SPINAL CORD/HEAD INJ TR FD	0	500,000	500,000
H1804	SUPREME CT - BAR ADM - MAIL MACHINE	0	2,500	2,500
S3049	TRANSPORTATION, DEPARTMENT OF	0	30,003,454	30,003,454
S2593	VETERANS MEMORIAL STADIUM, MISSISSIPPI	0	71,000	71,000
TOTAL STATE ADDITIONALS AND DEFICITS		7,963,282	31,161,564	39,124,846

FISCAL YEAR 1998 EDUCATION ENHANCEMENT FUND APPROPRIATIONS
(For Information Only)

NAME OF AGENCY	SPECIAL FUNDS			FY 1998 ED. ENHANCEMENT FUNDS	TOTAL SPECIAL FUNDS	TOTAL FY 1998 APPROPRIATIONS	FY 1997 ENHANCEMENT FUNDS
	GENERAL FUNDS	FEDERAL	OTHER				
GENERAL EDUCATION PROGRAM	\$2,088,073	\$287,284,283	\$4,104,064	\$0	\$291,388,347	\$293,476,420	\$0
BUILDINGS & BUSES	0	0	0	16,000,000	16,000,000	16,000,000	16,000,000
SUPPLIES & INST MATERIALS	0	0	0	14,894,092	14,894,092	14,894,092	14,164,895
TEXTBOOKS	6,484,624	0	0	12,941,251	12,941,251	19,425,875	12,307,687
SCHOOL MILLAGE REDUCTION	0	0	0	41,229,065	41,229,065	41,229,065	40,164,020
INDUSTRIAL TRAINING	5,000,000	0	4,086,683	500,000	4,586,683	9,586,683	500,000
EDUCATIONAL ACCOUNTABILITY	7,890,326	629,550	0	292,232	921,782	8,812,108	342,232
ED. TRAINING & DEVELOPMENT	9,386,969	15,229,329	164,000	665,655	16,058,984	25,445,953	715,655
CENTRAL HIGH FURNITURE	0	0	0	0	0	0	412,915
SPECIAL EDUCATION	5,879,472	30,955,519	0	50,000	31,005,519	36,884,991	250,000
FEDERAL/SPECIAL PROJECTS	639,167	12,687,340	2,434,234	2,190,683	17,312,257	17,951,424	2,212,683
MS ADEQUATE ED. PROGRAM	0	0	0	12,048,752	12,048,752	12,048,752	0
EDUCATIONAL TECHNOLOGY	150,000	870,747	4,633,469	6,597,136	12,101,352	12,251,352	4,620,867
TOTAL GENERAL EDUCATION PRG	37,518,631	347,656,768	15,422,450	107,408,866	470,488,084	508,006,715	91,690,954
VOCATIONAL & TECH ED.	57,868,943	15,488,491	0	7,863,746	23,352,237	81,221,180	6,510,100
UNIFORM MILLAGE ASST GRT	21,400,000	0	0	12,801,764	12,801,764	34,201,764	12,175,029
MINIMUM PROGRAM	900,067,089	0	0	0	0	900,067,089	
TRANSPORTATION	36,700,000	0	0	12,352,307	12,352,307	49,052,307	11,747,577
READING AST - TEACH UNITS	40,470,002	0	0	5,734,831	5,734,831	46,204,833	5,734,831
SCH EMP - HEALTH INSURANCE	34,586,625	0	0	45,643,842	45,643,842	80,230,467	44,822,253
TOTAL MINIMUM PROGRAM	1,011,823,716	0	0	63,730,980	63,730,980	1,075,554,696	62,304,661
MS LIBRARY COMMISSION	8,094,299	1,990,682	0	493,847	2,484,529	10,578,828	493,847
EDUCATIONAL TELEVISION AUTH	6,165,776	3,634,339	2,786,232	1,644,067	8,064,638	14,230,414	1,644,067
JUNIOR COLLEGE - ADMIN	1,069,261	4,575,221	1,699,036	6,107,052	12,381,309	13,450,570	6,007,052
JUNIOR COLLEGE - SUPPORT:	115,993,873	12,922,844	119,240,606	36,475,211	168,638,661	284,632,534	28,561,518
INSTITUTIONS OF HIGHER LEARNING:							
ALCOHOL SAFETY EDUCATION	0	0	1,076,419	0	1,076,419	1,076,419	0
STATE COURT EDUCATION	0	0	1,864,122	0	1,864,122	1,864,122	0
ON-CAMPUS/OFF-CAMPUS	238,264,915	110,000	217,624,272	40,075,137	257,809,409	496,074,324	31,955,050
EXECUTIVE OFFICE	2,524,316	1,148,768	11,600,267	256,400	13,005,435	15,529,751	426,400
MS. STATE CHEMICAL LAB	1,402,427	0	320,000	85,100	405,100	1,807,527	85,100
MS. WATER RES INST	121,898	0	0	9,200	9,200	131,098	9,200
MS. LAW RESEARCH INST	475,279	167,572	20,000	23,000	210,572	685,851	23,000
MS. MINERAL RES INST	525,018	2,002,380	171,731	25,300	2,199,411	2,724,429	25,300
RESEARCH INST PHARM SCI	4,525,027	2,085,971	1,704,595	105,800	3,896,366	8,421,393	105,800
GULF COAST RESEARCH LAB	3,325,540	4,171,862	1,406,881	207,000	5,785,743	9,111,283	207,000
SUPERCOMPUTER	1,914,390	0	0	0	0	1,914,390	0
MS POLYMER INST	568,583	0	100,000	0	100,000	668,583	0
JSU-URBAN RESEARCH CENTER	365,146	0	508	0	508	365,654	0
MS SMALL BUSINESS DEVEL CTR	513,008	840,400	55,957	0	896,357	1,409,365	0
USM-STENNIS CTR. FOR HL	310,559	0	0	0	0	310,559	0
COMMISSION ON VOLUNTEER SER.	91,800	1,421,314	138,948	60,000	1,620,262	1,712,062	60,000
MSU-INSTITUTE FOR GOVT	225,695	0	0	20,000	20,000	245,695	200,000
MS. GOVERNOR'S SCHOOL	157,500	0	0	0	0	157,500	0
TEACHER'S CORP	200,000	0	0	0	0	200,000	0
INTEREST FUNDS	80,396	0	0	0	0	80,396	0
IHL - GENERAL SUPPORT CONS	255,591,497	11,948,267	236,083,700	40,866,937	288,898,904	544,490,401	33,096,850
STUDENT FINANCIAL AID	16,521,197	265,408	8,430,785	0	8,696,193	25,217,390	0
UNIV RESEARCH CTR/MAINT	3,370,371	0	1,008,261	429,412	1,437,673	4,808,044	429,412
COLLEGE OF VETERINARY MED	8,740,565	0	2,325,000	1,480,000	3,805,000	12,545,565	930,500
UM - MEDICAL CTR CONS	114,145,878	31,336,999	212,763,854	6,144,233	250,245,086	364,390,964	5,447,300
MS. COOPERATIVE EXT SERV	17,277,636	8,596,675	2,238,589	1,341,673	12,176,937	29,454,573	1,191,673
MS. AGRI & FORESTRY EXP STA	17,867,951	3,577,587	2,680,387	1,261,315	7,519,289	25,387,240	1,411,315
FOREST PRODUCTS UTIL LAB	4,421,542	623,623	37,778	404,285	1,065,686	5,487,228	404,285
ASU-AGRICULTURE PROGRAMS	2,070,710	0	0	2,009,316	2,009,316	4,080,026	2,009,316
TOTAL IHL	440,007,347	56,348,559	465,568,354	53,937,171	575,854,084	1,015,861,431	44,920,651
ARTS COMMISSION	1,417,056	429,249	0	250,000	679,249	2,096,305	250,000
WILDLIFE - PROJECT WILD	49,665	0	0	125,335	125,335	175,000	75,335
PUB SCH BUILD FUND DIVERSION	0	0	10,000,000	10,000,000	20,000,000	20,000,000	10,000,000
TOTAL	\$1,701,408,567	\$443,046,153	\$614,716,678	\$300,838,039	\$1,358,600,870	\$3,060,009,437	\$264,633,214
REAPPROPRIATIONS PRIOR FISCAL YEAR							
IHL	1,231,459	0	0	0	0	1,231,459	2,090,164
JUNIOR COLLEGES	195,000	0	0	308,000	308,000	503,000	8,143,000
TOTAL WITH REAPPROPRIATIONS	\$1,702,835,026	\$443,046,153	\$614,716,678	\$301,146,039	\$1,358,908,870	\$3,061,743,896	\$274,866,378

