

STATE OF MISSISSIPPI

JOINT LEGISLATIVE BUDGET COMMITTEE

Tim Ford, Chairman
Speaker, House of Representatives

Ronnie Musgrove, Vice-Chairman
Lieutenant Governor

Thomas A. (Tommy) Gollott
President Pro Tempore

Robert G. Clark
Speaker Pro Tempore

Dick Hall
Chairman, Senate Appropriations Committee

Charles W. Capps, Jr.
Chairman, House Appropriations Committee

Hob Bryan
Chairman, Senate Finance Committee

Charlie Williams
Chairman, House Ways and Means Committee

Jack Gordon
Chairman, Fees, Salaries & Administration Committee

William J. (Billy) McCoy
Chairman, Education Committee

STAFF

Robert A. Greenlee, Director
Lee Lindell, Deputy Director
Tom Kynerd, Deputy Director

C O N T E N T S

State of Mississippi General Fund Budget Discussion.....	2
Chart - General Funds Available for Funding Fiscal Year 2000 Budget.....	4
Chart - Actual General Fund Budget by Major Expenditure Classification for Fiscal Year 2000..	5
Schedule I - General Fund Appropriations - Fiscal Year 2000 Compared with Fiscal Year 1999...	6
Schedule II - Special Fund Appropriations - Fiscal Year 2000 Compared with Fiscal Year 1999..	10
Schedule IV - Total State Appropriations - Fiscal Year 2000.....	14
Schedule V - GF and SF - Additional and Deficits (FIO) - Fiscal Year 1999.....	22
Fiscal Year 2000 Education Enhancement Fund Appropriations (FIO).....	23
Fiscal Year 2000 Healthcare Expendable Fund (Appropriation of Tobacco Funds) (FIO).....	24

STATE OF MISSISSIPPI GENERAL FUND BUDGET
FOR FISCAL YEAR 2000

The Joint Legislative Budget Committee believes that an explanation of the General Fund receipts anticipated and appropriations authorized for Fiscal Year 2000, as well as the ending balance anticipated on June 30, 2000, should be made in examining the schedule found in the Fiscal Year 2000 Appropriations Bulletin.

As you will note from the statement found on page three, it is estimated that an unencumbered balance of \$440,771 will remain in the State Treasury on June 30, 2000.

The Fiscal Year 1999 appropriated figures contained in this report are the amounts actually appropriated by the 1998 Legislature plus all deficits and additional appropriations by the 1999 Legislature.

Total current and deferred General Fund appropriations made by the 1999 Legislature amounted to \$3,455,767,595. The Legislature appropriated or authorized \$4,846,830,885 from Special Fund sources including Federal Funds for the operation of all General Fund agencies and functions during Fiscal Year 2000. The Fiscal Year 2000 General Fund budget is \$299,552,351 more than the Fiscal Year 1999 appropriated budget or an increase of 9.49%.

The General Fund budget increases and decreases by major categories as appropriated are for the following purposes:

	<u>INCREASE OR DECREASE</u>	<u>PERCENT OF TOTAL</u>
Public Education	\$ 127,330,782	42.50
Junior Colleges	12,207,564	4.08
Universities - Support	35,757,921	11.94
Other Higher Education Programs	<u>28,376,594</u>	<u>9.47</u>
TOTAL INCREASE FOR EDUCATION	\$ 203,672,861	67.99
Corrections	\$ 22,733,607	7.59
Social Welfare	-3,464,273	-1.15
Agriculture & Economic Development	17,229,172	5.75
Hospitals & Hospital Schools	23,555,420	7.86
Conservation	8,598,451	2.87
Net Miscellaneous Increases & Decreases	<u>27,227,113</u>	<u>9.09</u>
TOTAL INCREASE	\$ 299,552,351	100.00
	=====	=====

GENERAL FUNDS AVAILABLE FOR FUNDING FISCAL YEAR 2000 BUDGET
 (All estimates are based on tax collection trends as of April 1, 1999)

Estimated General Fund Balance July 1, 1999 (Unencumbered)	\$104,843,169	
FY 1999 Reappropriation - Lapse (Encumbered)	<u>4,224,045</u>	
Estimated General Fund Balance July 1, 1999		\$ 109,067,214
Projected Revenue FY 2000		
Tax Commission Collections	\$ 3,339,100,000	
Other Collections	<u>82,800,000</u>	
TOTAL RECEIPTS FY 2000 (Calculated)		<u>3,421,900,000</u>
TOTAL FUNDS AVAILABLE FY 2000		\$ 3,530,967,214
Less: 2% Unencumbered Fds Available for FY 2000 (Limitation Imposed by HB 505 of 1992)		<u>(70,534,863)</u>
TOTAL FUNDS AVAILABLE FY 2000 (Calculated - 98%)		\$ 3,460,432,351
Less: Total Current General Fund Appropriations	\$ 3,455,017,595	
Total Deferred Appropriations	<u>750,000</u>	
TOTAL CURRENT AND DEFERRED GENERAL FUND APPROPRIATIONS	\$ 3,455,767,595	
Total Reappropriations from FY 1999	<u>4,224,045</u>	
TOTAL APPROPRIATIONS FY 2000		<u>(3,459,991,640)</u>
Estimated General Fund Balance June 30, 2000 (Unencumbered)		\$ <u><u>440,771</u></u> ¹

NOTE: General Fund Balance is subject to adjustment after all FY 1999 encumbrances have been paid through August 31, 1999.


¹Balance is subject to change due to regular appropriation lapses and lapses of capital expense reappropriations which will be reappropriated from FY 2000.

SCHEDULE I appearing in this report reflects the amount of General Funds required to operate each General Fund agency or program during FY 2000 as compared to the funds required for FY 1999.

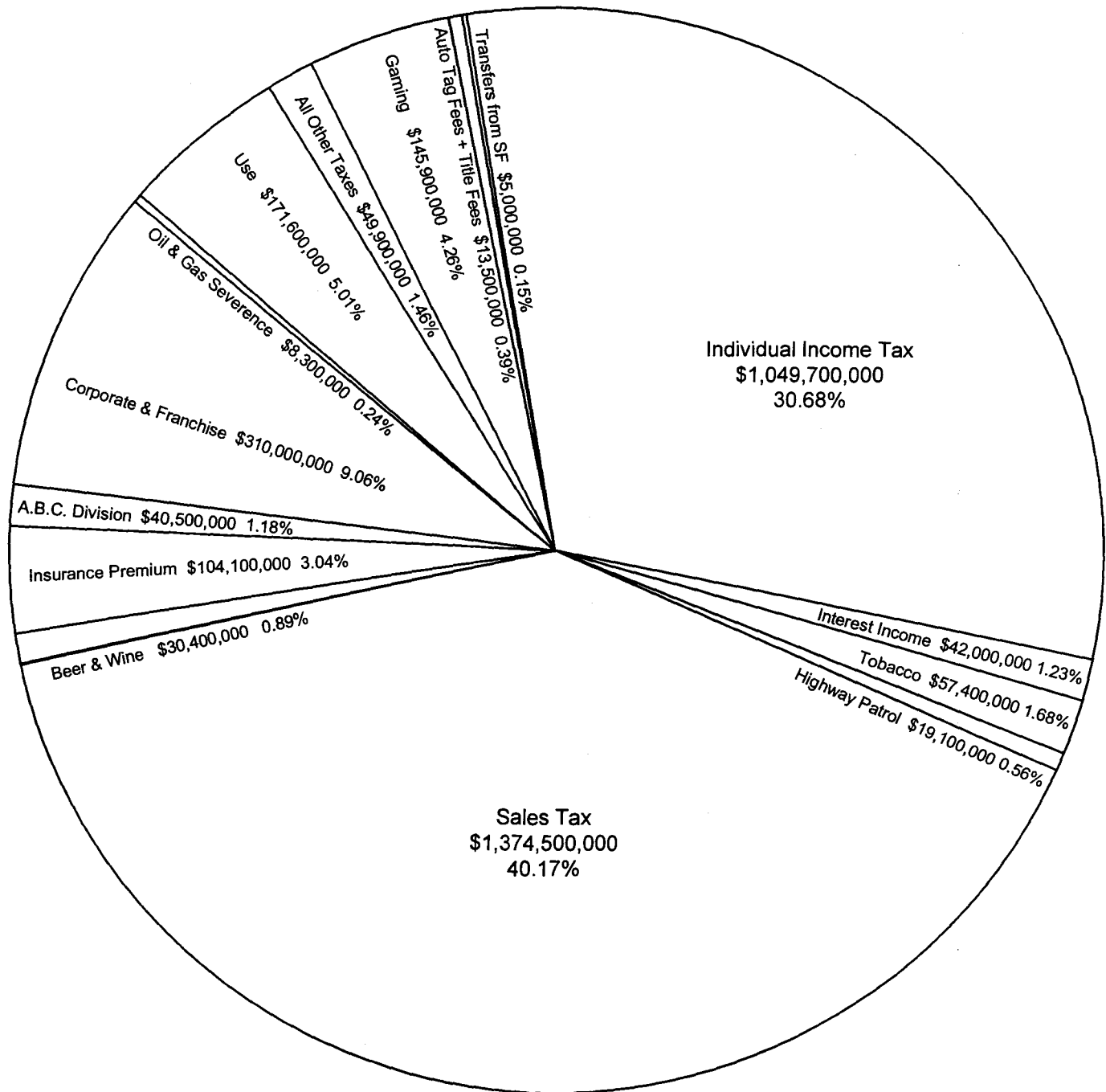
SCHEDULE II appearing in this report shows the amount of Special Funds appropriated or authorized for the operation of each Special Fund agency during FY 2000 as compared to the funds required for FY 1999.

SCHEDULE IV appearing in this report reflects the Total State Appropriations for FY 2000 by General Funds, Special Funds and Federal Funds.

Submitted by:

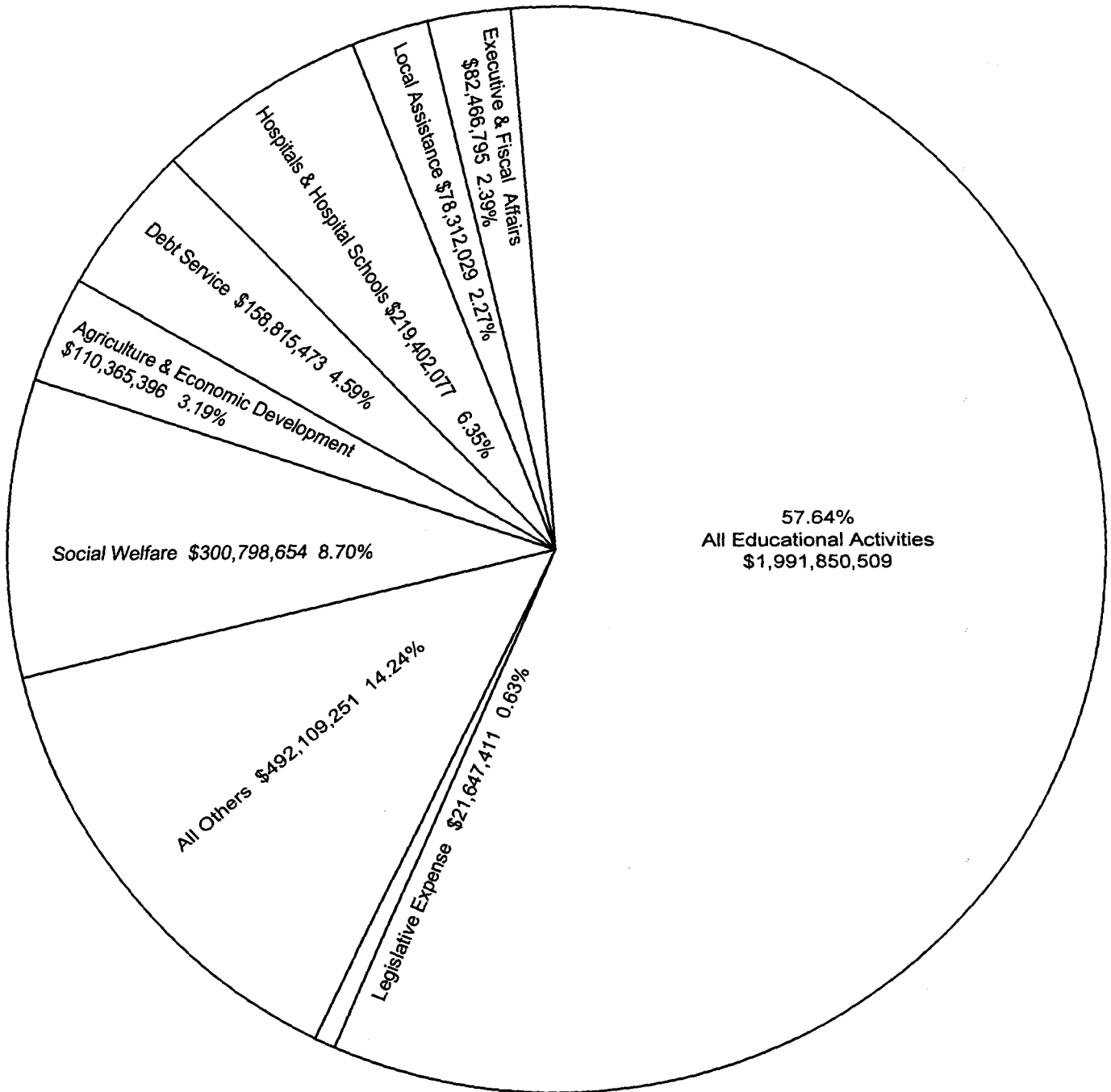

 Robert A. Greenlee, Director
 Joint Legislative Budget Committee

General Funds Available For Funding Fiscal Year 2000 Budget (est.)



GENERAL FUND NET RECEIPTS FY 2000 (est.)	\$ 3,421,900,000 (100%)
LESS 2% NET RECEIPTS FY 2000 (est.)	<u>68,438,000</u> (2%) \$ 3,353,462,000 (98%)
SURPLUS GENERAL FUNDS FY 2000 (est.) (net 2%)	102,305,595
FY 1999 FUNDS ENCUMBERED FOR REAPPROPRIATION	<u>4,224,045</u>
TOTAL GENERAL FUNDS AVAILABLE FOR FUNDING FISCAL YEAR 2000 BUDGET (est.)	<u>\$ 3,459,991,640</u>

Actual General Fund Appropriations By Major Expenditure Classifications For Fiscal Year 2000



Total For Fiscal Year 2000

\$ 3,455,767,595

(100%) TOTAL CURRENT AND DEFERRED
GENERAL FUND APPROPRIATIONS

4,224,045

REAPPROPRIATIONS FROM FY1999

\$ 3,459,991,640

TOTAL CURRENT AND DEFERRED GENERAL
FUND APPROPRIATIONS AND REAPPROPRIATIONS

SCHEDULE I
GENERAL FUND APPROPRIATIONS
FISCAL YEAR 2000 COMPARED WITH FISCAL YEAR 1999

FY 2000 BILL NO.	NAME OF AGENCY	APPROPRIATIONS FY 1999	APPROPRIATIONS FY 2000	INCREASE OR DECREASE	PERCENT OF INCREASE OR DECREASE	PERCENT OF TOTAL FY 2000 APPROPRIATION
PART I - GENERAL FUND AGENCIES						
LEGISLATIVE						
H1630	LEGISLATIVE EXPENSE - MONTHLY ALLOWANCE	2,906,420	2,583,485	-322,935	-11.11	
H1630	LEGISLATIVE EXPENSE - REGULAR	12,948,762	14,246,019	1,297,257	10.02	
H1630	LEGISLATIVE BUDGET COMMITTEE, JOINT	2,077,207	2,342,031	264,824	12.75	
H1630	LEGISLATIVE PEER COMMITTEE, JOINT	1,743,222	1,911,087	167,865	9.63	
H1630	LEGISLATIVE REAPPORTIONMENT COM, JOINT	90,297	125,140	34,843	38.59	
H1630	AGRIBUSINESS COUNCIL, MISSISSIPPI	170,820	151,109	-19,711	-11.54	
H1630	ENERGY COUNCIL, THE	25,000	25,000	0	0.00	
H1630	INTERSTATE COOPERATION, COMMISSION ON	175,784	180,924	5,140	2.92	
H1630	SOUTHERN GROWTH POLICIES BOARD	24,339	24,339	0	0.00	
H1630	SOUTHERN STATES ENERGY BOARD	29,077	29,077	0	0.00	
H1630	UNIFORM STATE LAWS, COMMISSION ON	25,400	29,200	3,800	14.96	
	TOTAL LEGISLATIVE	20,216,328	21,647,411	1,431,083	7.08	0.63
JUDICIARY AND JUSTICE						
H1623	ATTORNEY GENERAL'S OFFICE	7,023,312	7,196,834	173,522	2.47	
H1623	INSURANCE INTEGRITY ENFORCEMENT BUR	150,000	150,000	0	0.00	
S3055	JUDGEMENTS & SETTLEMENT AGREEMENTS	451,053	0	-451,053	-100.00	
H1624	DISTRICT ATTORNEYS & STAFF	12,285,529	12,313,041	27,512	0.22	
S3124	JUDICIAL PERFORMANCE COMMISSION	359,648	369,323	9,675	2.69	
H1627	SUPREME COURT SERVICES, OFFICE OF	4,948,232	5,037,961	89,729	1.81	
H1627	ADMINISTRATIVE OFFICE OF COURTS	1,250,399	1,278,592	28,193	2.25	
H1627	AOC - HC DRUG TREATMENT COURT PRG	0	200,000	200,000	100.00	
S3053	AOC - PUBLIC DEFENDER COMM, MISS	150,000	0	-150,000	-100.00	
H1627	COURT OF APPEALS	3,971,651	4,022,114	50,463	1.27	
H1627	TRIAL JUDGES	13,815,274	13,842,398	27,124	0.20	
	TOTAL JUDICIARY AND JUSTICE	44,405,098	44,410,263	5,165	0.01	1.29
EXECUTIVE AND ADMINISTRATIVE						
S3123	ETHICS COMMISSION	495,543	544,933	49,390	9.97	
S3130	EX-GOVERNOR'S EXPENSE (DFA)	0	30,000	30,000	100.00	
S3130	GOVERNOR'S ELECT FUND (DFA)	0	60,000	60,000	100.00	
S3129	GOVERNOR'S MANSION	558,683	582,758	24,075	4.31	
S3129	GOVERNOR'S OFFICE - CENSUS 2000	200,000	260,000	60,000	30.00	
S3129	GOVERNOR'S OFFICE - SUPPORT	2,205,013	2,376,439	171,426	7.77	
	TOTAL EXECUTIVE AND ADMINISTRATIVE	3,459,239	3,854,130	394,891	11.42	0.11
FISCAL AFFAIRS						
S3128	AUDIT, DEPARTMENT OF	5,840,106	6,939,106	1,099,000	18.82	
S3125	FINANCE & ADMINISTRATION, DEPARTMENT OF	15,023,032	15,011,470	-11,562	-0.08	
	MILITARY COMMUNITIES COUNCIL	200,000	0	-200,000	-100.00	
S3156	GAMING COMMISSION	5,661,124	6,128,460	467,336	8.26	
S3127	TAX COMMISSION - SUPPORT	39,752,218	48,270,044	8,517,826	21.43	
S3127	LICENSE TAG COMMISSION	1,749,825	1,510,000	-239,825	-13.71	
S3133	TREASURER'S OFFICE, STATE	741,456	753,585	12,129	1.64	
	TOTAL FISCAL AFFAIRS	68,967,761	78,612,665	9,644,904	13.98	2.27
PUBLIC EDUCATION						
EDUCATION, DEPARTMENT OF						
H1636	GEN EDUC PRGS & HB4 ADMINISTRATION	60,416,703	82,677,955	22,261,252	36.85	
H1636	UNIFORM MILLAGE ASSIST GRANT PRG	21,400,000	21,400,000	0	0.00	
H1636	VOCATIONAL & TECHNICAL EDUCATION	61,017,555	65,624,522	4,606,967	7.55	
H1637	CHICKASAW INTEREST	10,924,867	14,440,995	3,516,128	32.18	

SCHEDULE I
GENERAL FUND APPROPRIATIONS
FISCAL YEAR 2000 COMPARED WITH FISCAL YEAR 1999

FY 2000 BILL NO.	NAME OF AGENCY	APPROPRIATIONS FY 1999	APPROPRIATIONS FY 2000	INCREASE OR DECREASE	PERCENT OF INCREASE OR DECREASE	PERCENT OF TOTAL FY 2000 APPROPRIATION
H1638	MINIMUM PROGRAM	1,048,983,455	1,144,527,977	95,544,522	9.11	
H1639	SCHOOL FOR THE BLIND & DEAF	9,833,756	10,413,655	579,899	5.90	
H1640	EDUCATIONAL TELEVISION AUTHORITY	8,255,131	7,213,636	-1,041,495	-12.62	
H1641	LIBRARY COMMISSION	9,321,486	11,184,995	1,863,509	19.99	
	TOTAL PUBLIC EDUCATION	1,230,152,953	1,357,483,735	127,330,782	10.35	39.28
	HIGHER EDUCATION					
	INSTITUTIONS OF HIGHER LEARNING					
S3136	GENERAL SUPPORT - CONSOLIDATED	278,738,731	314,496,652	35,757,921	12.83	
S2646	MSU - ICE STORM DAMAGE	975,000	0	-975,000	-100.00	
S3087	MVSU - ICE STORM DAMAGE	151,500	0	-151,500	-100.00	
S3137	STUDENT FINANCIAL AID	25,589,516	23,357,316	-2,232,200	-8.72	
S3139	UNIV RESEARCH CENTER & MAINTENANCE	3,472,259	3,882,543	410,284	11.82	
S3138	UM - MEDICAL CENTER CONSOLIDATED	126,793,349	151,170,980	24,377,631	19.23	
	COMMUNITY AND JUNIOR COLLEGES					
S3134	ADMINISTRATION	1,229,850	8,177,229	6,947,379	564.90	
S3135	SUPPORT	121,074,490	133,282,054	12,207,564	10.08	
	TOTAL HIGHER EDUCATION	558,024,695	634,366,774	76,342,079	13.68	18.36
	PUBLIC HEALTH					
H1616	HEALTH, STATE DEPARTMENT OF	38,479,890	43,467,358	4,987,468	12.96	
	TOTAL PUBLIC HEALTH	38,479,890	43,467,358	4,987,468	12.96	1.26
	HOSPITALS AND HOSPITAL SCHOOLS					
S3163	MENTAL HEALTH, DEPARTMENT OF - CONS	195,846,657	219,402,077	23,555,420	12.03	
	TOTAL HOSPITALS AND HOSPITAL SCHOOLS	195,846,657	219,402,077	23,555,420	12.03	6.35
	AGRICULTURE AND ECONOMIC DEV					
	AGRICULTURE AND COMMERCE UNITS					
	AGRICULTURE & COMMERCE, DEPARTMENT OF					
S3143	BEAVER CONTROL PROGRAM	447,784	500,000	52,216	11.66	
S3143	GRAIN DIVISION	650,796	667,496	16,700	2.57	
S3143	SUPPORT	7,198,313	7,969,968	771,655	10.72	
S3144	PLANT INDUSTRY DIVISION	1,508,275	1,575,333	67,058	4.45	
S3148	ANIMAL HEALTH, MISS BOARD OF	1,545,510	1,643,486	97,976	6.34	
S3147	VETERINARY DIAGNOSTIC LAB, MISS	968,340	1,195,307	226,967	23.44	
S3150	FAIR COMM - COUNTY LIVESTOCK SHOWS	200,069	225,069	25,000	12.50	
	TOTAL AGRICULTURE AND COMMERCE UNITS	12,519,087	13,776,659	1,257,572	10.05	0.40
	IHL - AGRICULTURAL UNITS					
S3153	ASU - AGRICULTURAL PROGRAMS	2,210,584	4,382,983	2,172,399	98.27	
S3152	MSU - AG & FORESTRY EXPERIMENT STATION	18,699,805	21,741,175	3,041,370	16.26	
S3151	MSU - COOPERATIVE EXTENSION SERVICE	18,081,581	22,585,523	4,503,942	24.91	
S3154	MSU - FOREST & WILDLIFE RESEARCH CENTER	4,581,951	5,360,215	778,264	16.99	
S3140	MSU - COLLEGE OF VETERINARY MEDICINE	8,987,279	10,063,593	1,076,314	11.98	
	TOTAL IHL - AGRICULTURAL UNITS	52,561,200	64,133,489	11,572,289	22.02	1.86
	ECONOMIC AND COMMUNITY DEV UNITS					
S3155	ECONOMIC & COMMUNITY DEV, DEPARTMENT OF	27,305,937	30,205,248	2,899,311	10.62	
S3155	INSTITUTE OF TECHNOLOGY DEVELOPMENT	750,000	750,000	0	0.00	
S3155	MISS TECHNOLOGY, INCORPORATED	0	1,500,000	1,500,000	100.00	
	TOTAL ECONOMIC AND COMM DEV UNITS	28,055,937	32,455,248	4,399,311	15.68	0.94
	TOTAL AGRICULTURE AND ECONOMIC DEV	93,136,224	110,365,396	17,229,172	18.50	3.19

SCHEDULE I
GENERAL FUND APPROPRIATIONS
FISCAL YEAR 2000 COMPARED WITH FISCAL YEAR 1999

FY 2000 BILL NO.	NAME OF AGENCY	APPROPRIATIONS FY 1999	APPROPRIATIONS FY 2000	INCREASE OR DECREASE	PERCENT OF INCREASE OR DECREASE	PERCENT OF TOTAL FY 2000 APPROPRIATION
CONSERVATION						
H1628	ARCHIVES & HISTORY, DEPARTMENT OF	5,098,136	7,060,492	1,962,356	38.49	
S3062	ORAL HISTORIES PROJECT	150,000	0	-150,000	-100.00	
S2641	SHAIFER HOUSE	105,918	0	-105,918	-100.00	
H0819	WOMEN IN MILITARY MEMORIAL	0	15,000	15,000	100.00	
H0757	WORLD WAR II MEMORIAL CAMPAIGN	0	235,000	235,000	100.00	
H1620	BEAUVOIR SHRINE	0	112,500	112,500	100.00	
H1622	ENVIRONMENTAL QUALITY, DEPT OF - CONS	15,884,376	17,414,882	1,530,506	9.64	
H1618	FORESTRY COMMISSION	21,298,424	23,898,895	2,600,471	12.21	
H1632	GRAND GULF MILITARY MONUMENT COMMISSION	282,500	271,695	-10,805	-3.82	
H1633	MARINE RESOURCES, DEPARTMENT OF	2,255,731	2,704,452	448,721	19.89	
H1621	MISSISSIPPI RIVER PARKWAY COMMISSION	25,542	25,800	258	1.01	
H1634	SOIL & WATER CONSERVATION COMMISSION	821,936	1,100,987	279,051	33.95	
S3158	TENNESSEE-TOMBIGBEE WATERWAY DEV AUTH	123,452	126,623	3,171	2.57	
H1635	WILDLIFE/FISHERIES/PARKS, DEPT OF - CONS	13,995,797	15,673,937	1,678,140	11.99	
	TOTAL CONSERVATION	60,041,812	68,640,263	8,598,451	14.32	1.99
INSURANCE AND BANKING						
H1574	INS - RURAL FIRE TRK ACQ (SEE SCHED II)	3,500,000	0	-3,500,000	-100.00	
H1631	PUB EMPLOYEES' RETIREMENT - TEACHERS'	76,416	57,312	-19,104	-25.00	
	TOTAL INSURANCE AND BANKING	3,576,416	57,312	-3,519,104	-98.40	0.00
CORRECTIONS						
CORRECTIONS, DEPARTMENT OF						
S3159	MEDICAL SERVICES	21,284,678	23,359,288	2,074,610	9.75	
S3159	PAROLE BOARD	924,658	943,884	19,226	2.08	
S3159	SUPPORT	183,151,023	206,257,246	23,106,223	12.62	
S3159	REIMBURSEMENT - LOCAL CONFINEMENT	12,131,496	9,665,044	-2,466,452	-20.33	
	TOTAL CORRECTIONS	217,491,855	240,225,462	22,733,607	10.45	6.95
SOCIAL WELFARE						
H1617	GOVERNOR'S OFFICE - MEDICAID, DIV OF HUMAN SERVICES, DEPARTMENT OF	204,370,198	195,269,945	-9,100,253	-4.45	
H1642	AGING & ADULT SERVICES, DIVISION OF	574,194	578,646	4,452	0.78	
H1642	CHILD SUPPORT ENFORCEMENT, DIVISION OF	5,294,780	5,213,274	-81,506	-1.54	
H1642	CHILDREN & YOUTH, OFFICE FOR	2,195,540	3,906,555	1,711,015	77.93	
H1642	ECONOMIC ASSISTANCE/TANF, DIVISION OF	47,238,532	49,919,889	2,681,357	5.68	
S3056	ECONOMIC ASSIST - MEDICAID ELIGIBILITY	2,400,000	0	-2,400,000	-100.00	
H1642	SOCIAL SERVICES, OFFICE OF	11,800,861	14,117,471	2,316,610	19.63	
H1642	SUPPORT SERVICES, DIVISION OF	4,609,030	4,749,934	140,904	3.06	
H1642	YOUTH SERVICES, DIVISION OF	15,914,219	17,908,733	1,994,514	12.53	
REHABILITATION SERVICES, DEPARTMENT OF						
H1643	VOCATIONAL REHAB, OFFICE OF	8,225,958	7,723,491	-502,467	-6.11	
H1643	VOCATIONAL REHAB FOR THE BLIND	1,639,615	1,410,716	-228,899	-13.96	
	TOTAL SOCIAL WELFARE	304,262,927	300,798,654	-3,464,273	-1.14	8.70
MLTY, POLICE AND VETS' AFFAIRS						
S3141	EMERGENCY MANAGEMENT AGENCY	873,424	917,289	43,865	5.02	
S3141	DISASTER RELIEF CONSOLIDATED	5,990,000	3,671,750	-2,318,250	-38.70	
MILITARY DEPARTMENT						
S3142	ARMED FORCES MUSEUM	0	183,845	183,845	100.00	
S3142	ARMORY CONSTRUCTION & MAINTENANCE	949,025	949,025	0	0.00	
S3142	EDUCATIONAL ASSISTANCE	1,458,615	1,460,482	1,867	0.13	
S3142	SUPPORT	3,134,100	3,500,831	366,731	11.70	
S3142	ARMORY CONSTRUCTION - BROOKHAVEN	0	1,100,000	1,100,000	100.00	

SCHEDULE I
GENERAL FUND APPROPRIATIONS
FISCAL YEAR 2000 COMPARED WITH FISCAL YEAR 1999

FY 2000 BILL NO.	NAME OF AGENCY	APPROPRIATIONS FY 1999	APPROPRIATIONS FY 2000	INCREASE OR DECREASE	PERCENT OF INCREASE OR DECREASE	PERCENT OF TOTAL FY 2000 APPROPRIATION
	ARMORY CONSTRUCTION - SENATOBIA	1,658,000	0	-1,658,000	-100.00	
	ARMORY NEW CONSTRUCTION - REAPPROP	37,260	0	-37,260	-100.00	
S3160	NARCOTICS, BUREAU OF	12,585,571	15,316,491	2,730,920	21.70	
	PUBLIC SAFETY, DEPARTMENT OF					
S3161	CRIME LAB	3,595,153	6,391,377	2,796,224	77.78	
S3161	CRIME LAB - STATE MEDICAL EXAMINER	311,643	351,254	39,611	12.71	
S3161	HIGHWAY SAFETY PATROL, DIVISION OF	36,405,982	38,698,267	2,292,285	6.30	
S3161	LAW ENFORCEMENT OFFS' TNG ACADEMY	755,256	776,628	21,372	2.83	
S3161	PUBLIC SAFETY PLANNING	460,359	493,519	33,160	7.20	
S3161	SUPPORT SERVICES	6,804,021	6,929,689	125,668	1.85	
S3162	VETERANS' AFFAIRS BOARD	4,506,924	2,037,953	-2,468,971	-54.78	
	TOTAL MLTY, POLICE AND VETS' AFFAIRS	79,525,333	82,778,400	3,253,067	4.09	2.40
	LOCAL ASSISTANCE					
S3127	HOMESTEAD EXEMPTION REIMBURSEMENT	75,000,000	78,312,029	3,312,029	4.42	
	TOTAL LOCAL ASSISTANCE	75,000,000	78,312,029	3,312,029	4.42	2.27
	MISCELLANEOUS					
H1629	ARTS COMMISSION	1,676,078	1,780,193	104,115	6.21	
S3175	STATE AID RD - ADMIN/CONST(SEE SCHED II)	25,000,000	10,000,000	-15,000,000	-60.00	
H1596	VETERANS' MEM STAD COMM (SEE SCHED II)	75,000	0	-75,000	-100.00	
	TOTAL MISCELLANEOUS	26,751,078	11,780,193	-14,970,885	-55.96	0.34
	DEBT SERVICE					
	TREASURER'S OFFICE, STATE					
S3132	BANK SERVICE CHARGE	39,600	40,000	400	1.01	
S3132	BONDS & INTEREST	134,475,473	158,775,473	24,300,000	18.07	
	TOTAL DEBT SERVICE	134,515,073	158,815,473	24,300,400	18.07	4.60
	TOTAL CURRENT GEN FD APPROP (RECURRING)	3,153,853,339	3,455,017,595	301,164,256	9.55	99.98
	CUR GEN FD APPROP (NON-RECURRING)					
	DFA - DISCRETIONARY (R&R) (SEE SCHED II)	1,611,905	0	-1,611,905	-100.00	
	TOTAL CUR GEN FD APPROP (NON-RECURRING)	1,611,905	0	-1,611,905	-100.00	100.00
	TOTAL CURRENT GEN FD APPROP	3,155,465,244	3,455,017,595	299,552,351	9.49	99.98
	DEFERRED APPROPRIATIONS					
	AID TO MUNICIPALITIES	750,000	750,000	0	0.00	
	TOTAL DEFERRED APPROPRIATIONS	750,000	750,000	0	0.00	0.02
	TOTAL CURRENT & DEFERRED GEN FD APPROP	3,156,215,244	3,455,767,595	299,552,351	9.49	100.00
	REAPPROPRIATIONS FROM FY 1999					
H1628	ARCHIVES & HISTORY - GETTYSBURG MONUMENT	0	50,000	50,000	100.00	
H1331	DFA - DISCRETIONARY (R&R) (SEE SCHED II)	0	1,411,045	1,411,045	100.00	
H1638	EDUCATION DEPT - MINIMUM PROGRAM	0	700,000	700,000	100.00	
S3142	MILITARY DEPT - ARMORY CONST - SENATOBIA	0	1,513,000	1,513,000	100.00	
H1627	SUPREME COURT SVCS, OFF OF - COMPUTER SY	0	150,000	150,000	100.00	
H1627	SUP CT - ADMIN OFF OF CTS - COMPUTER SY	0	250,000	250,000	100.00	
H1627	SUP CT - COURT OF APPEALS - COMPUTER SY	0	150,000	150,000	100.00	
	TOTAL REAPPROPRIATIONS FROM FY 1999	0	4,224,045	4,224,045	100.00	
	TOTAL CURRENT & DEFERRED GEN FD APPROP & REAPPROP	3,156,215,244	3,459,991,640	303,776,396	9.62	

SCHEDULE II
SPECIAL FUND APPROPRIATIONS
FISCAL YEAR 2000 COMPARED WITH FISCAL YEAR 1999

FY 2000 BILL NO.	NAME OF AGENCY	APPROPRIATIONS FY 1999	APPROPRIATIONS FY 2000	INCREASE OR DECREASE	PERCENT OF INCREASE OR DECREASE
PART II - SPECIAL FUND AGENCIES					
H1590	AGRICULTURAL AVIATION BOARD	106,343	105,446	-897	-0.84
AGRICULTURE & COMMERCE, DEPARTMENT OF					
S3145	EGG MARKETING BOARD	76,305	76,305	0	0.00
S3146	FARMERS CENTRAL MARKET	431,448	472,644	41,196	9.55
S3164	ARCHITECTURE, BOARD OF	208,489	234,725	26,236	12.58
H1628	ARCH/HISTORY - LOCAL GOV'T RECORDS PRG	417,791	259,734	-158,057	-37.83
H1591	ATHLETIC COMMISSION	91,000	100,000	9,000	9.89
H1592	AUCTIONEERS COMMISSION, MISS	94,733	96,895	2,162	2.28
S3165	BANKING & CONSUMER FINANCE DEPT - CONS	2,961,015	3,335,642	374,627	12.65
H1593	BARBER EXAMINERS, BOARD OF	158,949	160,705	1,756	1.10
S3166	CHIROPRACTIC EXAMINERS, BOARD OF	53,100	47,100	-6,000	-11.30
H1597	COAST COLISEUM COMMISSION, MISS	3,595,143	4,239,210	644,067	17.91
CORRECTIONS, DEPARTMENT OF					
S3159	FARMING OPERATIONS	6,466,846	6,505,883	39,037	0.60
	SPECM CONST REAPPROP (DFA)	1,176,796	0	-1,176,796	-100.00
H1598	COSMETOLOGY, BOARD OF	706,665	801,279	94,614	13.39
S3167	DENTAL EXAMINERS, BOARD OF	459,379	438,825	-20,554	-4.47
S3168	EMPLOYMENT SECURITY COMMISSION	68,831,393	74,626,671	5,795,278	8.42
S3168	ACQUIRE OR IMPROVE BUILDINGS	700,000	3,800,000	3,100,000	442.86
S3168	SPECIAL ADMINISTRATION FUND	1,365,000	1,365,000	0	0.00
H1599	ENGINEERS & LAND SURVEYORS, BOARD OF	404,160	483,342	79,182	19.59
FAIR & COLISEUM COMMISSION					
S3150	DIXIE NATIONAL LIVESTOCK SHOW	904,800	904,800	0	0.00
S3149	SUPPORT	3,025,429	3,335,921	310,492	10.26
S3125	FIN & ADMIN - TORT CLAIMS BOARD	8,277,785	11,104,004	2,826,219	34.14
H1619	FORESTERS, BOARD OF REGISTRATION FOR	20,200	24,300	4,100	20.30
S2485	FUNERAL SERVICES, BOARD OF	157,565	164,698	7,133	4.53
S3169	GEOLOGISTS, MS BD OF REGISTERED PROFESS	195,525	188,881	-6,644	-3.40
H1600	GULFPORT, MISS STATE PORT AUTHORITY AT	36,469,448	35,519,144	-950,304	-2.61
HEALTH, STATE DEPARTMENT OF					
H1616	LOCAL GOVERNMENTS & RURAL WATER	14,585,860	14,585,860	0	0.00
H1616	MS TOBACCO PILOT PRG	0	8,000,000	8,000,000	100.00
HUMAN SERVICES, DEPARTMENT OF					
H1642	COMMUNITY SERVICES, DIVISION OF	17,320,110	17,344,492	24,382	0.14
H1642	INDUSTRIAL TRAINING PROGRAM	2,086,683	2,086,683	0	0.00

SCHEDULE II
SPECIAL FUND APPROPRIATIONS
FISCAL YEAR 2000 COMPARED WITH FISCAL YEAR 1999

FY 2000 BILL NO.	NAME OF AGENCY	APPROPRIATIONS FY 1999	APPROPRIATIONS FY 2000	INCREASE OR DECREASE	PERCENT OF INCREASE OR DECREASE
H1642	SOCIAL SERVICES BLOCK GRANT PROGRAM	25,787,268	25,791,609	4,341	0.02
S3157	INFORMATION TECHNOLOGY SERVICES, DEPT OF INSTITUTIONS OF HIGHER LEARNING	30,743,620	31,122,568	378,948	1.23
S3153	ASU - COOP EXT - MS TOBACCO PILOT PRG	0	100,000	100,000	100.00
S3151	MSU - COOP EXT - MS TOBACCO PILOT PRG	0	900,000	900,000	100.00
INSURANCE, DEPARTMENT OF					
S3097	FIRE FIGHTERS MEMORIAL BURN CENTER	19,462	25,353	5,891	30.27
H1574	RURAL FIRE TRUCK ACQ (SEE SCHED I)	1,448,731	0	-4,948,731	-100.00
H1625	SUPPORT	6,395,409	6,751,690	356,281	5.57
H1633	MARINE RESOURCES, DEPT OF - TIDELANDS FD	0	5,000,000	5,000,000	100.00
H1602	MEDICAL LICENSURE, BOARD OF	1,563,104	1,755,047	191,943	12.28
MILITARY DEPARTMENT					
S3142	ANG TRAINING SITE BASE OPERATIONS	2,067,321	2,204,251	136,930	6.62
S3142	CAMP SHELBY BASE OPERATIONS	26,286,406	24,878,466	-1,407,940	-5.36
S3142	CAMP SHELBY TIMBER FUNDS	551,903	454,396	-97,507	-17.67
S3142	SERVICE CONTRACT	24,077,054	25,117,255	1,040,201	4.32
S3170	MOTOR VEHICLE COMMISSION	248,250	235,549	-12,701	-5.12
H1604	NURSING, BOARD OF	1,403,072	1,428,746	25,674	1.83
H1603	NURSING HOME ADMINISTRATORS, BOARD OF	145,917	155,956	10,039	6.88
H1605	OIL & GAS BOARD	1,979,486	1,918,823	-60,663	-3.06
H1606	OPTOMETRY, BOARD OF	58,820	58,820	0	0.00
H1607	PAT HARRISON WATERWAY DISTRICT	4,151,088	4,784,270	633,182	15.25
H1608	PEARL RIVER BASIN DEVELOPMENT DISTRICT	1,593,655	1,613,017	19,362	1.21
H1609	PEARL RIVER VALLEY WATER SUPPLY DISTRICT	7,319,750	7,875,745	555,995	7.60
S3126	PERSONNEL BOARD	4,998,606	5,105,295	106,689	2.13
S3126	TRAINING FUND ACCOUNT	778,645	764,645	-14,000	-1.80
S3171	PHARMACY, BOARD OF	643,656	655,762	12,106	1.88
S3172	PROFESSIONAL COUNSELOR LICENSING BOARD	51,635	59,975	8,340	16.15
H1601	PSYCHOLOGY, MISS STATE BOARD OF	70,000	71,500	1,500	2.14
S3173	PUBLIC ACCOUNTANCY, BOARD OF	512,864	512,350	-514	-0.10
S3174	PUBLIC CONTRACTORS, BOARD OF	568,112	1,214,411	646,299	113.76
PUBLIC EMPLOYEES' RETIREMENT SYSTEM					
H1588	ADMINISTRATION & BUILDING	6,889,824	7,493,520	603,696	8.76
H1588	GENESIS COMPUTER PROJECT	5,627,894	3,000,000	-2,627,894	-46.69
PUBLIC SAFETY, DEPARTMENT OF					
S3161	COUNTY JAIL OFFICER STDS/TNG BOARD	0	662,500	662,500	100.00

SCHEDULE II
SPECIAL FUND APPROPRIATIONS
FISCAL YEAR 2000 COMPARED WITH FISCAL YEAR 1999

FY 2000 BILL NO.	NAME OF AGENCY	APPROPRIATIONS FY 1999	APPROPRIATIONS FY 2000	INCREASE OR DECREASE	PERCENT OF INCREASE OR DECREASE
S3161	EMERGENCY TELECOMMUNICATIONS STDS/TNG	671,475	687,277	15,802	2.35
S3161	LAW ENFORCE OFFS' DEATH BENEFITS FD	0	200,000	200,000	100.00
S3161	LAW ENFORCEMENT OFFICERS' STDS/TNG	2,187,702	2,688,324	500,622	22.88
S3161	PLANNING - COUNCIL ON AGING	700,000	706,166	6,166	0.88
H1613	PUBLIC SERVICE COMMISSION	7,348,477	7,917,430	568,953	7.74
H1612	PUBLIC UTILITIES STAFF	1,935,407	1,989,606	54,199	2.80
H1615	REAL ESTATE COMMISSION	868,198	846,121	-22,077	-2.54
H1614	APPRAISER LICENSING & CERTIFICATION BD	380,888	398,889	18,001	4.73
REHABILITATION SERVICES, DEPARTMENT OF					
H1643	DISABILITY DETERMINATION SERVICES	31,471,867	32,434,633	962,766	3.06
H1643	SPINAL CORD & HEAD INJURY PROGRAM	2,000,000	5,312,184	3,312,184	165.61
H1643	SUPPORT SERVICES, OFFICE OF	1,993,208	2,034,049	40,841	2.05
H1643	ESTABLISHMENT & CONSTRUCTION GRANTS	2,950,000	4,000,000	1,050,000	35.59
S3131	SECRETARY OF STATE	8,773,816	8,093,200	-680,616	-7.76
H1595	SOC WKS/MARR/FAM THERAPIST, EXAM FOR	249,150	260,082	10,932	4.39
H1626	STATE FIRE ACADEMY	3,908,576	3,347,991	-560,585	-14.34
SUPREME COURT SERVICES, OFFICE OF					
H1627	BAR ADMISSIONS, BOARD OF	215,068	232,328	17,260	8.03
H1627	CONTINUING LEGAL EDUCATION FUND	110,219	113,894	3,675	3.33
H1610	TOMBIGBEE RIVER VALLEY WATER MGMT DIST	2,260,571	2,471,868	211,297	9.35
TREASURER'S OFFICE, STATE					
S3133	HEALTH CARE TRUST FUND BOARD	25,000	157,700	132,700	530.80
S3133	INVESTING FUNDS	87,000	87,000	0	0.00
S3133	MPACT PROGRAM - ADMINISTRATIVE FD	1,607,596	2,100,839	493,243	30.68
S3133	MPACT TRUST FUND TUITION PAYMENTS	500,000	1,000,000	500,000	100.00
H1594	VETERANS' HOME PURCHASE BOARD	24,280,873	24,408,385	127,512	0.53
S2304	PURCHASE LAND/CONST OF OFFICE BLDG	1,600,000	0	-1,600,000	-100.00
H1596	VETERANS' MEM STAD COMM (SEE SCHED I)	813,465	866,568	-21,897	-2.46
S3176	VETERINARY EXAMINERS, BOARD OF	110,120	118,560	8,440	7.66
WILDLIFE, FISHERIES & PARKS DEPARTMENT					
H1635	LAKE LOWNDES STATE PARK (R & R)	0	100,000	100,000	100.00
H1635	MIGRATORY WATERFOWL	0	200,000	200,000	100.00
H1635	PEARL RIVER WILDLIFE MGMT AREA (R & R)	0	150,000	150,000	100.00
H1635	REAL ESTATE ACQUISITION	0	1,500,000	1,500,000	100.00
H1635	ST LAKES & WILDLIFE MGMT (R & R)	0	150,000	150,000	100.00
S3177	WORKERS' COMPENSATION COMMISSION, MISS	4,884,439	5,299,999	415,560	8.51

SCHEDULE II
SPECIAL FUND APPROPRIATIONS
FISCAL YEAR 2000 COMPARED WITH FISCAL YEAR 1999

FY 2000 BILL NO.	NAME OF AGENCY	APPROPRIATIONS FY 1999	APPROPRIATIONS FY 2000	INCREASE OR DECREASE	PERCENT OF INCREASE OR DECREASE
	INSURANCE INTEGRITY BUREAU	150,000	0	-150,000	-100.00
	REPAIR, RENOVATION & EXPENSES	150,000	0	-150,000	-100.00
H1611	YELLOW CREEK INLAND PORT AUTHORITY	2,916,853	4,916,036	1,999,183	68.54
	TOTAL PART II - SPECIAL FUND AGENCIES	432,479,480	466,908,837	30,854,357	7.96
	PART III - TRANSPORTATION DEPT				
H1589	TRANSPORTATION, DEPARTMENT OF	833,974,227	963,727,779	129,753,552	15.56
S3175	STATE AID RD - ADMIN/CONST (SEE SCHED I)	118,994,705	124,429,620	-19,565,085	-13.59
	TOTAL PART III - TRANSPORTATION DEPARTMENT	952,968,932	1,088,157,399	110,188,467	12.24
	TOTAL SPECIAL FUND APPROPRIATION (RECURRING)	1,385,448,412	1,555,066,236	141,042,824	12.24
	SPECIAL FD APPROP (NON-RECURRING)				
	DFA - DISCRETIONARY (R&R) (SEE SCHED I)	33,745,232	0	-35,357,137	-100.00
	DFA - EDUC ENHANC REAPPROP FDS (R & R)	2,136,660	0	-2,136,660	-100.00
	TOTAL SPECIAL FD APPROP (NON-RECURRING)	35,881,892	0	-37,493,797	9.41
	TOTAL SPECIAL FUND APPROPRIATION	1,421,330,304	1,555,066,236	103,549,027	9.41
	REAPPROPRIATIONS FROM FY 1999				
H1331	DFA - DISCRETIONARY (R&R) (SEE SCHED I)	0	43,483,542	43,483,542	100.00
H1331	DFA - EDUC ENHANCMENT FDS	0	1,541,351	1,541,351	100.00
H1330	DFA - SPECM BOARD	0	1,176,796	1,176,796	100.00
S3136	IHL - AYERS INTEREST FUNDS	0	455,500	455,500	100.00
S3157	INFORMATION TECH SVCS - EDUC ENHANC FDS	0	300,000	300,000	100.00
S3135	JUNIOR COLLEGES - EDUC ENHANCEMENT FDS	0	750,000	750,000	100.00
S3163	MENTAL HEALTH, DEPT OF (R & R)	0	6,000,000	6,000,000	100.00
H1589	TRANSPORTATION, DEPT OF - EQUIPMENT	0	3,400,000	3,400,000	100.00
S2513	VETS' HOME PURCHASE - CONST OF OFF BLDG	0	1,400,000	1,400,000	100.00
	TOTAL REAPPROPRIATIONS FROM FY 1999	0	58,507,189	58,507,189	13.53
	TOTAL SPECIAL FUND APPROP & REAPPROP	1,421,330,304	1,613,573,425	162,056,216	13.53

SCHEDULE IV
FISCAL YEAR 2000 TOTAL STATE APPROPRIATIONS

BILL NO.	NAME OF AGENCY	GENERAL FUNDS	SPECIAL FUNDS			TOTAL APPROPRIATIONS
			FEDERAL FUNDS	OTHER FUNDS	TOTAL SPECIAL FUNDS	
PART I - GENERAL FUND AGENCIES						
LEGISLATIVE						
H1630	LEGISLATIVE EXPENSE - MONTHLY ALLOWANCE	2,583,485	0	0	0	2,583,485
H1630	LEGISLATIVE EXPENSE - REGULAR	14,246,019	0	0	0	14,246,019
H1630	LEGISLATIVE BUDGET COMMITTEE, JOINT	2,342,031	0	0	0	2,342,031
H1630	LEGISLATIVE PEER COMMITTEE, JOINT	1,911,087	0	0	0	1,911,087
H1630	LEGISLATIVE REAPPORTIONMENT COM, JOINT	125,140	0	0	0	125,140
H1630	AGRIBUSINESS COUNCIL, MISSISSIPPI	151,109	0	100,000	100,000	251,109
H1630	ENERGY COUNCIL, THE	25,000	0	0	0	25,000
H1630	INTERSTATE COOPERATION, COMMISSION ON	180,924	0	0	0	180,924
H1630	SOUTHERN GROWTH POLICIES BOARD	24,339	0	0	0	24,339
H1630	SOUTHERN STATES ENERGY BOARD	29,077	0	0	0	29,077
H1630	UNIFORM STATE LAWS, COMMISSION ON	29,200	0	0	0	29,200
	TOTAL LEGISLATIVE	21,647,411	0	100,000	100,000	21,747,411
JUDICIARY AND JUSTICE						
H1623	ATTORNEY GENERAL'S OFFICE	7,196,834	1,252,350	6,688,401	7,940,751	15,137,585
H1623	INSURANCE INTEGRITY ENFORCEMENT BUR	150,000	0	214,000	214,000	364,000
H1624	DISTRICT ATTORNEYS & STAFF	12,313,041	0	0	0	12,313,041
S3124	JUDICIAL PERFORMANCE COMMISSION	369,323	0	0	0	369,323
H1627	SUPREME COURT SERVICES, OFFICE OF	5,037,961	0	400,325	400,325	5,438,286
H1627	ADMINISTRATIVE OFFICE OF COURTS	1,278,592	0	9,386,415	9,386,415	10,665,007
H1627	AOC - HC DRUG TREATMENT COURT PRG	200,000	0	0	0	200,000
H1627	COURT OF APPEALS	4,022,114	0	0	0	4,022,114
H1627	TRIAL JUDGES	13,842,398	0	0	0	13,842,398
	TOTAL JUDICIARY AND JUSTICE	44,410,263	1,252,350	16,689,141	17,941,491	62,351,754
EXECUTIVE AND ADMINISTRATIVE						
S3123	ETHICS COMMISSION	544,933	0	0	0	544,933
S3130	EX-GOVERNOR'S EXPENSE (DFA)	30,000	0	0	0	30,000
S3130	GOVERNOR'S ELECT FUND (DFA)	60,000	0	0	0	60,000
S3129	GOVERNOR'S MANSION	582,758	0	0	0	582,758
S3129	GOVERNOR'S OFFICE - CENSUS 2000	260,000	0	0	0	260,000
S3129	GOVERNOR'S OFFICE - SUPPORT	2,376,439	0	0	0	2,376,439
	TOTAL EXECUTIVE AND ADMINISTRATIVE	3,854,130	0	0	0	3,854,130
FISCAL AFFAIRS						
S3128	AUDIT, DEPARTMENT OF	6,939,106	0	4,000,000	4,000,000	10,939,106
S3125	FINANCE & ADMINISTRATION, DEPARTMENT OF	15,011,470	0	15,629,646	15,629,646	30,641,116
S3156	GAMING COMMISSION	6,128,460	0	5,037,320	5,037,320	11,165,780
S3127	TAX COMMISSION - SUPPORT	48,270,044	0	4,598,192	4,598,192	52,868,236
S3127	LICENSE TAG COMMISSION	1,510,000	0	0	0	1,510,000
S3133	TREASURER'S OFFICE, STATE	753,585	0	1,835,775	1,835,775	2,589,360
	TOTAL FISCAL AFFAIRS	78,612,665	0	31,100,933	31,100,933	109,713,598

SCHEDULE IV
FISCAL YEAR 2000 TOTAL STATE APPROPRIATIONS

BILL NO.	NAME OF AGENCY	GENERAL FUNDS	SPECIAL FUNDS			TOTAL APPROPRIATIONS
			FEDERAL FUNDS	OTHER FUNDS	TOTAL SPECIAL FUNDS	
PUBLIC EDUCATION						
EDUCATION, DEPARTMENT OF						
H1636	GEN EDUC PRGS & HB4 ADMINISTRATION	82,677,955	386,517,876	208,501,210	595,019,086	677,697,041
H1636	UNIFORM MILLAGE ASSIST GRANT PRG	21,400,000	0	16,001,489	16,001,489	37,401,489
H1636	VOCATIONAL & TECHNICAL EDUCATION	65,624,522	15,579,537	9,728,791	25,308,328	90,932,850
H1637	CHICKASAW INTEREST	14,440,995	0	0	0	14,440,995
H1638	MINIMUM PROGRAM	1,144,527,977	0	72,287,748	72,287,748	1,216,815,725
H1639	SCHOOL FOR THE BLIND & DEAF	10,413,655	731,062	0	731,062	11,144,717
H1640	EDUCATIONAL TELEVISION AUTHORITY	7,213,636	397,994	6,427,396	6,825,390	14,039,026
H1641	LIBRARY COMMISSION	11,184,995	2,218,849	493,847	2,712,696	13,897,691
TOTAL PUBLIC EDUCATION		1,357,483,735	405,445,318	313,440,481	718,885,799	2,076,369,534
HIGHER EDUCATION						
INSTITUTIONS OF HIGHER LEARNING						
S3136	GENERAL SUPPORT - CONSOLIDATED	314,496,652	19,154,431	341,792,183	360,946,614	675,443,266
S3137	STUDENT FINANCIAL AID	23,357,316	216,190	7,123,387	7,339,577	30,696,893
S3139	UNIV RESEARCH CENTER & MAINTENANCE	3,882,543	0	1,506,791	1,506,791	5,389,334
S3138	UM - MEDICAL CENTER CONSOLIDATED	151,170,980	36,406,999	334,623,784	371,030,783	522,201,763
COMMUNITY AND JUNIOR COLLEGES						
S3134	ADMINISTRATION	8,177,229	6,368,116	12,267,574	18,635,690	26,812,919
S3135	SUPPORT	133,282,054	0	54,665,177	54,665,177	187,947,231
TOTAL HIGHER EDUCATION		634,366,774	62,145,736	751,978,896	814,124,632	1,448,491,406
PUBLIC HEALTH						
H1616	HEALTH, STATE DEPARTMENT OF	43,467,358	106,213,801	64,246,418	170,460,219	213,927,577
TOTAL PUBLIC HEALTH		43,467,358	106,213,801	64,246,418	170,460,219	213,927,577
HOSPITALS AND HOSPITAL SCHOOLS						
S3163	MENTAL HEALTH, DEPARTMENT OF - CONS	219,402,077	26,552,704	200,259,431	226,812,135	446,214,212
TOTAL HOSPITALS AND HOSPITAL SCHOOLS		219,402,077	26,552,704	200,259,431	226,812,135	446,214,212
AGRICULTURE AND ECONOMIC DEV						
AGRICULTURE AND COMMERCE UNITS						
AGRICULTURE & COMMERCE, DEPARTMENT OF						
S3143	BEAVER CONTROL PROGRAM	500,000	0	402,216	402,216	902,216
S3143	GRAIN DIVISION	667,496	0	0	0	667,496
S3143	SUPPORT	7,969,968	1,348,488	810,412	2,158,900	10,128,868
S3144	PLANT INDUSTRY DIVISION	1,575,333	684,269	864,991	1,549,260	3,124,593
S3148	ANIMAL HEALTH, MISS BOARD OF	1,643,486	40,857	189,000	229,857	1,873,343
S3147	VETERINARY DIAGNOSTIC LAB, MISS	1,195,307	26,200	447,726	473,926	1,669,233
S3150	FAIR COMM - COUNTY LIVESTOCK SHOWS	225,069	0	0	0	225,069
TOTAL AGRICULTURE AND COMMERCE UNITS		13,776,659	2,099,814	2,714,345	4,814,159	18,590,818
IHL - AGRICULTURAL UNITS						
S3153	ASU - AGRICULTURAL PROGRAMS	4,382,983	0	2,131,523	2,131,523	6,514,506
S3152	MSU - AG & FORESTRY EXPERIMENT STATION	21,741,175	3,577,077	4,569,007	8,146,084	29,887,259

SCHEDULE IV
FISCAL YEAR 2000 TOTAL STATE APPROPRIATIONS

BILL NO.	NAME OF AGENCY	GENERAL FUNDS	SPECIAL FUNDS			TOTAL APPROPRIATIONS
			FEDERAL FUNDS	OTHER FUNDS	TOTAL SPECIAL FUNDS	
S3151	MSU - COOPERATIVE EXTENSION SERVICE	22,585,523	9,305,178	4,757,601	14,062,779	36,648,302
S3154	MSU - FOREST & WILDLIFE RESEARCH CENTER	5,360,215	618,284	882,096	1,500,380	6,860,595
S3140	MSU - COLLEGE OF VETERINARY MEDICINE	10,063,593	0	4,570,000	4,570,000	14,633,593
	TOTAL IHL - AGRICULTURAL UNITS	64,133,489	13,500,539	16,910,227	30,410,766	94,544,255
	ECONOMIC AND COMMUNITY DEV UNITS					
S3155	ECONOMIC & COMMUNITY DEV. DEPARTMENT OF	30,205,248	111,930,849	10,210,005	122,140,854	152,346,102
S3155	INSTITUTE OF TECHNOLOGY DEVELOPMENT	750,000	0	0	0	750,000
S3155	MISS TECHNOLOGY, INCORPORATED	1,500,000	0	0	0	1,500,000
	TOTAL ECONOMIC AND COMM DEV UNITS	32,455,248	111,930,849	10,210,005	122,140,854	154,596,102
	TOTAL AGRICULTURE AND ECONOMIC DEV	110,365,396	127,531,202	29,834,577	157,365,779	267,731,175
	CONSERVATION					
H1628	ARCHIVES & HISTORY, DEPARTMENT OF	7,060,492	695,779	1,511,231	2,207,010	9,267,502
H0819	WOMEN IN MILITARY MEMORIAL	15,000	0	0	0	15,000
H0757	WORLD WAR II MEMORIAL CAMPAIGN	235,000	0	0	0	235,000
H1620	BEAUVOIR SHRINE	112,500	0	0	0	112,500
H1622	ENVIRONMENTAL QUALITY, DEPT OF - CONS	17,414,882	21,394,591	67,539,438	88,934,029	106,348,911
H1618	FORESTRY COMMISSION	23,898,895	2,010,560	8,222,768	10,233,328	34,132,223
H1632	GRAND GULF MILITARY MONUMENT COMMISSION	271,695	0	53,016	53,016	324,711
H1633	MARINE RESOURCES, DEPARTMENT OF	2,704,452	1,069,350	4,657,299	5,726,649	8,431,101
H1621	MISSISSIPPI RIVER PARKWAY COMMISSION	25,800	0	0	0	25,800
H1634	SOIL & WATER CONSERVATION COMMISSION	1,100,987	51,880	1,244,394	1,296,274	2,397,261
S3158	TENNESSEE-TOMBIGBEE WATERWAY DEV AUTH	126,623	0	222,092	222,092	348,715
H1635	WILDLIFE/FISHERIES/PARKS, DEPT OF - CONS	15,673,937	8,256,427	36,103,495	44,359,922	60,033,859
	TOTAL CONSERVATION	68,640,263	33,478,587	119,553,733	153,032,320	221,672,583
	INSURANCE AND BANKING					
H1631	PUB EMPLOYEES' RETIREMENT - TEACHERS'	57,312	0	0	0	57,312
	TOTAL INSURANCE AND BANKING	57,312	0	0	0	57,312
	CORRECTIONS					
	CORRECTIONS, DEPARTMENT OF					
S3159	MEDICAL SERVICES	23,359,288	0	0	0	23,359,288
S3159	PAROLE BOARD	943,884	0	0	0	943,884
S3159	SUPPORT	206,257,246	1,477,308	8,280,029	9,757,337	216,014,583
S3159	REIMBURSEMENT - LOCAL CONFINEMENT	9,665,044	0	0	0	9,665,044
	TOTAL CORRECTIONS	240,225,462	1,477,308	8,280,029	9,757,337	249,982,799
	SOCIAL WELFARE					
H1617	GOVERNOR'S OFFICE - MEDICAID, DIV OF HUMAN SERVICES, DEPARTMENT OF	195,269,945	1,687,497,875	326,249,670	2,013,747,545	2,209,017,490
H1642	AGING & ADULT SERVICES, DIVISION OF	578,646	18,753,756	0	18,753,756	19,332,402
H1642	CHILD SUPPORT ENFORCEMENT, DIVISION OF	5,213,274	24,328,189	12,021,113	36,349,302	41,562,576
H1642	CHILDREN & YOUTH, OFFICE FOR	3,906,555	46,904,682	0	46,904,682	50,811,237
H1642	ECONOMIC ASSISTANCE/TANF, DIVISION OF	49,919,889	133,922,538	2,668,712	136,591,250	186,511,139

SCHEDULE IV
FISCAL YEAR 2000 TOTAL STATE APPROPRIATIONS

BILL NO.	NAME OF AGENCY	GENERAL FUNDS	SPECIAL FUNDS			TOTAL SPECIAL FUNDS	TOTAL APPROPRIATIONS
			FEDERAL FUNDS	OTHER FUNDS			
H1642	SOCIAL SERVICES, OFFICE OF	14,117,471	43,912,983	2,948,221		46,861,204	60,978,675
H1642	SUPPORT SERVICES, DIVISION OF	4,749,934	10,308,230	87,159		10,395,389	15,145,323
H1642	YOUTH SERVICES, DIVISION OF	17,908,733	6,526,520	130,100		6,656,620	24,565,353
	REHABILITATION SERVICES, DEPARTMENT OF						
H1643	VOCATIONAL REHAB, OFFICE OF	7,723,491	36,172,728	3,861,622		40,034,350	47,757,841
H1643	VOCATIONAL REHAB FOR THE BLIND	1,410,716	8,028,744	564,145		8,592,889	10,003,605
	TOTAL SOCIAL WELFARE	300,798,654	2,016,356,245	348,530,742		2,364,886,987	2,665,685,641
	MLTY, POLICE AND VETS' AFFAIRS						
S3141	EMERGENCY MANAGEMENT AGENCY	917,289	2,094,747	326,876		2,421,623	3,338,912
S3141	DISASTER RELIEF CONSOLIDATED	3,671,750	59,056,000	5,373,800		64,429,800	68,101,550
	MILITARY DEPARTMENT						
S3142	ARMED FORCES MUSEUM	183,845	0	0		0	183,845
S3142	ARMORY CONSTRUCTION & MAINTENANCE	949,025	0	0		0	949,025
S3142	EDUCATIONAL ASSISTANCE	1,460,482	0	0		0	1,460,482
S3142	SUPPORT	3,500,831	0	0		0	3,500,831
S3142	ARMORY CONSTRUCTION - BROOKHAVEN	1,100,000	4,643,000	0		4,643,000	5,743,000
S3160	NARCOTICS, BUREAU OF	15,316,491	720,947	596,375		1,317,322	16,633,813
	PUBLIC SAFETY, DEPARTMENT OF						
S3161	CRIME LAB	6,391,377	0	930,368		930,368	7,321,745
S3161	CRIME LAB - STATE MEDICAL EXAMINER	351,254	0	162,628		162,628	513,882
S3161	HIGHWAY SAFETY PATROL, DIVISION OF	38,698,267	299,324	10,047,711		10,347,035	49,045,302
S3161	LAW ENFORCEMENT OFFS' TNG ACADEMY	776,628	0	1,768,996		1,768,996	2,545,624
S3161	PUBLIC SAFETY PLANNING	493,519	17,761,649	0		17,761,649	18,255,168
S3161	SUPPORT SERVICES	6,929,689	0	1,162,682		1,162,682	8,092,371
S3162	VETERANS' AFFAIRS BOARD	2,037,953	9,507,869	10,414,296		19,922,165	21,960,118
	TOTAL MLTY, POLICE AND VETS' AFFAIRS	82,778,400	94,083,536	30,783,732		124,867,268	207,645,668
	LOCAL ASSISTANCE						
S3127	HOMESTEAD EXEMPTION REIMBURSEMENT	78,312,029	0	0		0	78,312,029
	TOTAL LOCAL ASSISTANCE	78,312,029	0	0		0	78,312,029
	MISCELLANEOUS						
H1629	ARTS COMMISSION	1,780,193	465,042	458,000		923,042	2,703,235
S3175	STATE AID RD - ADMIN/CONST(SEE PART III)	10,000,000	0	0		0	10,000,000
	TOTAL MISCELLANEOUS	11,780,193	465,042	458,000		923,042	12,703,235
	DEBT SERVICE						
	TREASURER'S OFFICE, STATE						
S3132	BANK SERVICE CHARGE	40,000	0	0		0	40,000
S3132	BONDS & INTEREST	158,775,473	0	56,572,943		56,572,943	215,348,4
	TOTAL DEBT SERVICE	158,815,473	0	56,572,943		56,572,943	215,388,4
	TOTAL CURRENT GEN FD APPROP (RECURRING)	3,455,017,595	2,875,001,829	1,971,829,056		4,846,830,885	8,301,848,4

SCHEDULE IV
FISCAL YEAR 2000 TOTAL STATE APPROPRIATIONS

BILL NO.	NAME OF AGENCY	SPECIAL FUNDS			TOTAL APPROPRIATIONS
		GENERAL FUNDS	FEDERAL FUNDS	OTHER FUNDS	
DEFERRED APPROPRIATIONS					
	AID TO MUNICIPALITIES	750,000	0	0	750,000
	TOTAL DEFERRED APPROPRIATIONS	750,000	0	0	750,000
	TOTAL CURRENT & DEFERRED GEN FD APPROP	3,455,767,595	2,875,001,829	1,971,829,056	4,846,830,885
REAPPROPRIATIONS FROM FY 1999					
H1628	ARCHIVES & HISTORY - GETTYSBURG MONUMENT	50,000	0	0	50,000
H1331	DFA - DISCRETIONARY (R&R) (SEE PART II)	1,411,045	0	0	1,411,045
H1638	EDUCATION DEPT - MINIMUM PROGRAM	700,000	0	0	700,000
S3142	MILITARY DEPT - ARMORY CONST - SENATOBIA	1,513,000	0	4,500,000	6,013,000
H1627	SUPREME COURT SVCS, OFF OF - COMPUTER SY	150,000	0	0	150,000
H1627	SUP CT - ADMIN OFF OF CTS - COMPUTER SY	250,000	0	0	250,000
H1627	SUP CT - COURT OF APPEALS - COMPUTER SY	150,000	0	0	150,000
	TOTAL REAPPROPRIATIONS FROM FY 1999	4,224,045	0	4,500,000	8,724,045
	TOTAL CURRENT & DEFERRED GEN FD APPROP & REAPPROP	3,459,991,640	2,875,001,829	1,976,329,056	4,851,330,885
PART II - SPECIAL FUND AGENCIES					
H1590	AGRICULTURAL AVIATION BOARD	0	51,856	53,590	105,446
AGRICULTURE & COMMERCE, DEPARTMENT OF					
S3145	EGG MARKETING BOARD	0	0	76,305	76,305
S3146	FARMERS CENTRAL MARKET	0	0	472,644	472,644
S3164	ARCHITECTURE, BOARD OF	0	0	234,725	234,725
H1628	ARCH/HISTORY - LOCAL GOV'T RECORDS PRG	0	0	259,734	259,734
H1591	ATHLETIC COMMISSION	0	0	100,000	100,000
H1592	AUCTIONEERS COMMISSION, MISS	0	0	96,895	96,895
S3165	BANKING & CONSUMER FINANCE DEPT - CONS	0	0	3,335,642	3,335,642
H1593	BARBER EXAMINERS, BOARD OF	0	0	160,705	160,705
S3166	CHIROPRACTIC EXAMINERS, BOARD OF	0	0	47,100	47,100
H1597	COAST COLISEUM COMMISSION, MISS	0	0	4,239,210	4,239,210
S3159	CORRECTIONS DEPT - FARMING OPERATIONS	0	0	6,505,883	6,505,883
H1598	COSMETOLOGY, BOARD OF	0	0	801,279	801,279
S3167	DENTAL EXAMINERS, BOARD OF	0	0	438,825	438,825
S3168	EMPLOYMENT SECURITY COMMISSION	0	74,626,671	0	74,626,671
S3168	ACQUIRE OR IMPROVE BUILDINGS	0	3,800,000	0	3,800,000
S3168	SPECIAL ADMINISTRATION FUND	0	0	1,365,000	1,365,000
H1599	ENGINEERS & LAND SURVEYORS, BOARD OF	0	0	483,342	483,342
S3149	FAIR & COLISEUM COMMISSION - SUPPORT	0	0	3,335,921	3,335,921
S3150	DIXIE NATIONAL LIVESTOCK SHOW	0	0	904,800	904,800
S3125	FINANCE & ADMIN - TORT CLAIMS BOARD	0	0	11,104,004	11,104,004
H1619	FORESTERS, BOARD OF REGISTRATION FOR	0	0	24,300	24,300

SCHEDULE IV
FISCAL YEAR 2000 TOTAL STATE APPROPRIATIONS

BILL NO.	NAME OF AGENCY	SPECIAL FUNDS			TOTAL SPECIAL FUNDS	TOTAL APPROPRIATIONS
		GENERAL FUNDS	FEDERAL FUNDS	OTHER FUNDS		
S2485	FUNERAL SERVICES, BOARD OF	0	0	164,698	164,698	164,698
S3169	GEOLOGISTS, MS BD OF REGISTERED PROFESS	0	0	188,881	188,881	188,881
H1600	GULFPORT, MISS STATE PORT AUTHORITY AT HEALTH, STATE DEPARTMENT OF	0	0	35,519,144	35,519,144	35,519,144
H1616	LOCAL GOVERNMENTS & RURAL WATER	0	9,749,430	4,836,430	14,585,860	14,585,860
H1616	MS TOBACCO PILOT PRG	0	0	8,000,000	8,000,000	8,000,000
H1642	HUMAN SERVICES, DEPARTMENT OF COMMUNITY SERVICES, DIVISION OF	0	17,344,492	0	17,344,492	17,344,492
H1642	INDUSTRIAL TRAINING PROGRAM	0	2,086,683	0	2,086,683	2,086,683
H1642	SOCIAL SERVICES BLOCK GRANT PROGRAM	0	25,791,609	0	25,791,609	25,791,609
S3157	INFORMATION TECHNOLOGY SERVICES, DEPT OF INSTITUTIONS OF HIGHER LEARNING	0	0	31,122,568	31,122,568	31,122,568
S3153	ASU - COOP EXT - MS TOBACCO PILOT PRG	0	0	100,000	100,000	100,000
S3151	MSU - COOP EXT - MS TOBACCO PILOT PRG	0	0	900,000	900,000	900,000
H1625	INSURANCE, DEPT OF - SUPPORT	0	0	6,751,690	6,751,690	6,751,690
S3097	FIRE FIGHTERS MEMORIAL BURN CENTER	0	0	25,353	25,353	25,353
H1633	MARINE RESOURCES, DEPT OF - TIDELANDS FD	0	0	5,000,000	5,000,000	5,000,000
H1602	MEDICAL LICENSURE, BOARD OF MILITARY DEPARTMENT	0	0	1,755,047	1,755,047	1,755,047
S3142	ANG TRAINING SITE BASE OPERATIONS	0	2,204,251	0	2,204,251	2,204,251
S3142	CAMP SHELBY BASE OPERATIONS	0	20,959,331	3,919,135	24,878,466	24,878,466
S3142	CAMP SHELBY TIMBER FUNDS	0	0	454,396	454,396	454,396
S3142	SERVICE CONTRACT	0	24,181,933	935,322	25,117,255	25,117,255
S3170	MOTOR VEHICLE COMMISSION	0	0	235,549	235,549	235,549
H1604	NURSING, BOARD OF	0	0	1,428,746	1,428,746	1,428,746
H1603	NURSING HOME ADMINISTRATORS, BOARD OF	0	0	155,956	155,956	155,956
H1605	OIL & GAS BOARD	0	98,700	1,820,123	1,918,823	1,918,823
H1606	OPTOMETRY, BOARD OF	0	0	58,820	58,820	58,820
H1607	PAT HARRISON WATERWAY DISTRICT	0	0	4,784,270	4,784,270	4,784,270
H1608	PEARL RIVER BASIN DEVELOPMENT DISTRICT	0	0	1,613,017	1,613,017	1,613,017
H1609	PEARL RIVER VALLEY WATER SUPPLY DISTRICT	0	0	7,875,745	7,875,745	7,875,745
S3126	PERSONNEL BOARD	0	0	5,105,295	5,105,295	5,105,295
S3126	TRAINING FUND ACCOUNT	0	0	764,645	764,645	764,645
S3171	PHARMACY, BOARD OF	0	0	655,762	655,762	655,762
S3172	PROFESSIONAL COUNSELOR LICENSING BOARD	0	0	59,975	59,975	59,975
H1601	PSYCHOLOGY, MISS STATE BOARD OF	0	0	71,500	71,500	71,500
S3173	PUBLIC ACCOUNTANCY, BOARD OF	0	0	512,350	512,350	512,350
S3174	PUBLIC CONTRACTORS, BOARD OF PUBLIC EMPLOYEES' RETIREMENT SYSTEM	0	0	1,214,411	1,214,411	1,214,411
H1588	ADMINISTRATION & BUILDING	0	0	7,493,520	7,493,520	7,493,520
H1588	GENESIS COMPUTER PROJECT	0	0	3,000,000	3,000,000	3,000,000
S3161	PUBLIC SAFETY, DEPARTMENT OF COUNTY JAIL OFFICER STDS/TNG BOARD	0	0	662,500	662,500	662,500
S3161	EMERGENCY TELECOMMUNICATIONS STDS/TNG	0	0	687,277	687,277	687,277
S3161	LAW ENFORCE OFFS' DEATH BENEFITS FD	0	0	200,000	200,000	200,000

SCHEDULE IV
FISCAL YEAR 2000 TOTAL STATE APPROPRIATIONS

BILL NO.	NAME OF AGENCY	SPECIAL FUNDS			TOTAL SPECIAL FUNDS	TOTAL APPROPRIATIONS
		GENERAL FUNDS	FEDERAL FUNDS	OTHER FUNDS		
S3161	LAW ENFORCEMENT OFFICERS' STDS/TNG	0	0	2,688,324	2,688,324	2,688,324
S3161	PLANNING - COUNCIL ON AGING	0	0	706,166	706,166	706,166
H1613	PUBLIC SERVICE COMMISSION	0	0	7,917,430	7,917,430	7,917,430
H1612	PUBLIC UTILITIES STAFF	0	0	1,989,606	1,989,606	1,989,606
H1615	REAL ESTATE COMMISSION	0	0	846,121	846,121	846,121
H1614	APPRAISER LICENSING & CERTIFICATION BD	0	0	398,889	398,889	398,889
	REHABILITATION SERVICES, DEPARTMENT OF					
H1643	DISABILITY DETERMINATION SERVICES	0	32,149,633	285,000	32,434,633	32,434,633
H1643	SPINAL CORD & HEAD INJURY PROGRAM	0	3,310,350	2,001,834	5,312,184	5,312,184
H1643	SUPPORT SERVICES, OFFICE OF	0	0	2,034,049	2,034,049	2,034,049
H1643	ESTABLISHMENT & CONSTRUCTION GRANTS	0	4,000,000	0	4,000,000	4,000,000
S3131	SECRETARY OF STATE	0	0	8,093,200	8,093,200	8,093,200
H1595	SOC WKS/MARR/FAM THERAPIST, EXAM FOR	0	0	260,082	260,082	260,082
H1626	STATE FIRE ACADEMY	0	0	3,347,991	3,347,991	3,347,991
	SUPREME COURT SERVICES, OFFICE OF					
H1627	BAR ADMISSIONS, BOARD OF	0	0	232,328	232,328	232,328
H1627	CONTINUING LEGAL EDUCATION FUND	0	0	113,894	113,894	113,894
H1610	TOMBIGBEE RIVER VALLEY WATER MGMT DIST	0	67,500	2,404,368	2,471,868	2,471,868
	TREASURER'S OFFICE, STATE					
S3133	HEALTH CARE TRUST FUND BOARD	0	0	157,700	157,700	157,700
S3133	INVESTING FUNDS	0	0	87,000	87,000	87,000
S3133	MPACT PROGRAM - ADMINISTRATIVE FD	0	0	2,100,839	2,100,839	2,100,839
S3133	MPACT TRUST FUND TUITION PAYMENTS	0	0	1,000,000	1,000,000	1,000,000
H1594	VETERANS' HOME PURCHASE BOARD	0	0	24,408,385	24,408,385	24,408,385
H1596	VETERANS' MEMORIAL STADIUM COMMISSION	0	0	866,568	866,568	866,568
S3176	VETERINARY EXAMINERS, BOARD OF	0	0	118,560	118,560	118,560
	WILDLIFE, FISHERIES & PARKS DEPARTMENT					
H1635	LAKE LOWNDES STATE PARK (R & R)	0	0	100,000	100,000	100,000
H1635	MIGRATORY WATERFOWL PROTECT/PROPAGATION	0	0	200,000	200,000	200,000
H1635	PEARL RIVER WILDLIFE MGMT AREA (R & R)	0	0	150,000	150,000	150,000
H1635	REAL ESTATE ACQUISITION	0	0	1,500,000	1,500,000	1,500,000
H1635	ST LAKES & WILDLIFE MGMT (R & R)	0	0	150,000	150,000	150,000
S3177	WORKERS' COMPENSATION COMMISSION, MISS	0	0	5,299,999	5,299,999	5,299,999
H1611	YELLOW CREEK INLAND PORT AUTHORITY	0	0	4,916,036	4,916,036	4,916,036
	TOTAL PART II - SPECIAL FUND AGENCIES	0	220,422,439	246,486,398	466,908,837	466,908,837
	PART III - TRANSPORTATION DEPT					
H1589	TRANSPORTATION, DEPARTMENT OF	0	318,413,276	645,314,503	963,727,779	963,727,779
S3175	STATE AID RD - ADMIN/CONST (SEE PART I)	0	36,875,000	87,554,620	124,429,620	124,429,620
	TOTAL PART III - TRANSPORTATION DEPARTMENT	0	355,288,276	732,869,123	1,088,157,399	1,088,157,399
	TOTAL SPECIAL FUND APPROPRIATION (RECURRING)	0	575,710,715	979,355,521	1,555,066,236	1,555,066,236

SCHEDULE IV
FISCAL YEAR 2000 TOTAL STATE APPROPRIATIONS

BILL NO.	NAME OF AGENCY	GENERAL FUNDS	SPECIAL FUNDS			TOTAL APPROPRIATIONS
			FEDERAL FUNDS	OTHER FUNDS	TOTAL SPECIAL FUNDS	
REAPPROPRIATIONS FROM FY 1999						
H1331	DFA - DISCRETIONARY (R&R) (SEE PART I)	0	0	43,483,542	43,483,542	43,483,542
H1331	DFA - EDUC ENHANCMENT FDS	0	0	1,541,351	1,541,351	1,541,351
H1330	DFA - SPECM BOARD	0	0	1,176,796	1,176,796	1,176,796
S3136	IHL - AYERS INTEREST FUNDS	0	0	455,500	455,500	455,500
S3157	INFORMATION TECH SVCS - EDUC ENHANC FDS	0	0	300,000	300,000	300,000
S3135	JUNIOR COLLEGES - EDUC ENHANCEMENT FDS	0	0	750,000	750,000	750,000
S3163	MENTAL HEALTH, DEPT OF (R & R)	0	0	6,000,000	6,000,000	6,000,000
H1589	TRANSPORTATION, DEPT OF - EQUIPMENT	0	0	3,400,000	3,400,000	3,400,000
S2513	VETS' HOME PURCHASE - CONST OF OFF BLDG	0	0	1,400,000	1,400,000	1,400,000
	TOTAL REAPPROPRIATIONS FROM FY 1999	0	0	58,507,189	58,507,189	58,507,189
TOTAL SPECIAL FUND APPROP & REAPPROP		0	575,710,715	1,037,862,710	1,613,573,425	1,613,573,425
TOTAL STATE APPROPRIATIONS		3,459,991,640	3,450,712,544	3,014,191,766	6,464,904,310	9,924,895,950

SCHEDULE V
 GENERAL AND SPECIAL FUNDS
 ADDITIONALS AND DEFICITS
 INCLUDED IN FY 1999
 (FOR INFORMATION ONLY)

BILL NO.	NAME OF AGENCY	GENERAL FUNDS	SPECIAL FUNDS	TOTAL FUNDS
S3143	AG & COMM - BAY SPRINGS BOAR GOAT SHOW	7,500	0	7,500
S2640	ANIMAL HEALTH, BOARD OF - EXPENSES	421,994	0	421,994
S3062	ARCHIVES & HISTORY - ORAL HISTORIES PRJ	150,000	0	150,000
S2641	ARCHIVES & HISTORY - SHAIFFER HOUSE	105,918	0	105,918
S3055	ATTORNEY GEN - JUDGMENTS & SETTLEMENT AGTS	451,053	0	451,053
S2648	CORRECTIONS DEPT - LOCAL CONFINEMENT	2,466,452	0	2,466,452
S2648	CORRECTIONS DEPT - NEW PRISON OPERATIONS	7,533,548	0	7,533,548
S2794	DIST ATT/STAFF - TORT CLAIMS ASSESSMENT	4,650	0	4,650
S2336	ENVIRONMENTAL QUALITY - TMDL/AIR 105 PRG	650,000	0	650,000
S3125	FIN & ADMIN - ELTON BOLTON BLDG CONST	536,000	0	536,000
S3111	FIN & ADMIN - NEW CAPITOL ROOF & REPAIRS	525,000	0	525,000
S3111	FIN & ADMIN - MORRISON RETIR ST'S SHARE	27,415	0	27,415
S2644	EMERGENCY MGMT AG - HURRICANE GEORGES	5,000,000	0	5,000,000
S2337	EDUC TELEVISION, MS AUTH FOR - NEW TOWER	1,585,000	0	1,585,000
S3054	GOVERNOR'S OFFICE - CENSUS 2000	200,000	0	200,000
S3056	HUM SVC - ECON ASST - M'CAID ELIGIBILITY	2,400,000	0	2,400,000
S2646	IHL - MSU - ICE STORM DAMAGE	975,000	0	975,000
S3087	IHL - MVSU - ICE STORM DAMAGE	151,500	0	151,500
S2262	IHL - STUDENT FIN AID - MTAG/MESG PRG	2,042,910	0	2,042,910
H1574	INSURANCE - RURAL FIRE TRUCK ACQ PRG	1,500,000	0	1,500,000
S2643	JUDICIAL PERFORMANCE, COMM ON - EXPENSES	15,000	0	15,000
S2339	LIBRARY COMMISSION - MAGNOLIA DATABASE	348,000	0	348,000
S2642	MARINE RESOURCES, DEPT OF - EXPENSES	735,705	0	735,705
S3057	MENTAL HEALTH, DEPT OF - EXPENSES	4,015,000	0	4,015,000
S2637	REHABILITATION SVCS DEPT - FEDERAL MATCH	940,600	0	940,600
S3053	SUP CT - AOC - PUB DEFENDER COMM - EXP	150,000	0	150,000
S3112	VETERANS AFFAIRS BOARD - EXPENSES	3,100,000	0	3,100,000
S3086	VETERANS MEM STAD - MS PRIDE CONTRACT	75,000	125,000	200,000
S2338	WILDLIFE/FISH/PKS - MUS OF NAT SCIENCE	1,174,489	0	1,174,489
S3084	ATHLETIC COMMISSION, MS - EXPENSES	0	10,000	10,000
S3085	COAST COLISEUM COMM, MS - EXPENSES	0	350,000	350,000
S3063	DENTAL EXAMINERS BD - CONTRACTUAL SVCS	0	30,000	30,000
S2647	ENGINEERS & LAND SURVEYORS BD - TRAVEL	0	9,000	9,000
S2263	FIN & ADMIN - OFF OF INS - CHIPS PRG	0	241,989	241,989
S3109	NURSING HOME ADMINISTRATORS - EXPENSES	0	1,075	1,075
S3064	REAL ESTATE COMM - COMPUTER EQUIPMENT	0	40,000	40,000
H1643	REHABILITATION SERVICES - DDS - TRAVEL	0	25,000	25,000
H1589	TRANSPORTATION DEPT - CONTRACTUAL SVCS	0	15,000,000	15,000,000
H1589	TRANSPORTATION DEPT - OTHER THAN EQUIP	0	40,000,000	40,000,000
S2639	TREASURER'S OFFICE, STATE - EXPENSES	0	533,361	533,361
S3133	TREASURER'S - HEALTH CARE TRUST FD BD	0	25,000	25,000
S2304	VETS' HOME PURCH BD - CONST COMPLETION	0	200,000	200,000
TOTAL STATE ADDITIONALS AND DEFICITS		37,287,734	56,590,425	93,878,159

FISCAL YEAR 2000 EDUCATION ENHANCEMENT FUND APPROPRIATIONS
(For Information Only)

SPECIAL FUNDS

NAME OF AGENCY	SPECIAL FUNDS			FY 2000 ED ENHANCEMENT FUNDS	TOTAL SPECIAL FUNDS	TOTAL FY 2000 APPROPRIATIONS	FY 1999 ENHANCEMENT FUNDS
	GENERAL FUNDS	FEDERAL	OTHER				
GENERAL EDUCATION PROGRAM	\$11,550,731	\$317,311,161	\$5,713,988	\$0	\$323,025,149	\$334,575,880	\$0
BUILDINGS & BUSES	0	0	0	16,000,000	16,000,000	16,000,000	16,000,000
SUPPLIES & INST MATERIALS	0	0	0	18,616,745	18,616,745	18,616,745	16,279,874
TEXTBOOKS	6,484,624	0	0	16,175,840	16,175,840	22,660,464	14,145,364
SCHOOL MILLAGE REDUCTION	0	0	0	48,636,467	48,636,467	48,636,467	43,428,174
SPECIAL EDUCATION	8,565,948	31,329,519	0	376,952	31,706,471	40,272,419	626,952
SPECIAL PROJECTS	2,231,415	11,294,555	4,344,234	4,995,603	20,634,392	22,865,807	3,150,683
INDUSTRIAL TRAINING	0	0	2,000,000	0	2,000,000	2,000,000	1,685,000
EDUCATIONAL ACCOUNTABILITY	7,873,891	633,328	0	292,232	925,560	8,799,451	292,232
ED TRAINING & DEVELOPMENT	10,721,394	16,968,739	116,000	9,330,898	26,415,637	37,137,031	2,278,068
EDUCATIONAL TECHNOLOGY	528,164	8,807,498	8,335,969	8,414,425	25,557,892	26,086,056	4,394,500
MS ADEQUATE ED PROGRAM	33,123,087	0	27,830,015	27,864,582	55,694,597	88,817,684	14,679,352
MS TEACHER CENTER	1,598,701	173,076	7,047,900	2,409,360	9,630,336	11,229,037	2,409,360
TOTAL GENERAL EDUCATION PRG	82,677,955	386,517,876	55,388,106	153,113,104	595,019,086	677,697,041	119,369,559
VOCATIONAL & TECH EDUCATION	65,624,522	15,579,537	0	9,728,791	25,308,328	90,932,850	8,178,746
UNIFORM MILLAGE ASST GRANT	21,400,000	0	0	16,001,489	16,001,489	37,401,489	13,992,899
MINIMUM PROGRAM	1,018,357,452	0	0	0	0	1,018,357,452	0
ADD - SUPPORTIVE SERVICES	0	0	0	2,367,915	2,367,915	2,367,915	0
TRANSPORTATION	36,700,000	0	0	15,439,694	15,439,694	52,139,694	13,501,623
ASSISTANT TEACHERS	47,086,594	0	0	5,734,831	5,734,831	52,821,425	5,734,831
SCH EMP - HEALTH INSURANCE	42,383,931	0	0	48,745,308	48,745,308	91,129,239	45,643,842
TOTAL MINIMUM PROGRAM	1,144,527,977	0	0	72,287,748	72,287,748	1,216,815,725	64,880,296
MS LIBRARY COMMISSION	11,184,995	2,218,849	0	493,847	2,712,696	13,897,691	493,847
EDUCATIONAL TELEVISION AUTH	7,213,636	397,994	4,783,329	1,644,067	6,825,390	14,039,026	1,644,067
JUNIOR COLLEGE - ADMIN	8,177,229	6,368,116	3,706,672	8,560,902	18,635,690	26,812,919	7,184,502
JUNIOR COLLEGE - SUPPORT:	133,282,054	15,469,320	135,628,670	54,665,177	205,763,167	339,045,221	40,406,349
INSTITUTIONS OF HIGHER LEARNING:							
ALCOHOL SAFETY EDUCATION	0	0	1,181,777	0	1,181,777	1,181,777	0
STATE COURT EDUCATION	0	0	1,947,284	0	1,947,284	1,947,284	0
ON-CAMPUS & OFF-CAMPUS	293,580,573	103,000	261,441,613	56,314,054	317,858,667	611,439,240	43,729,108
EXECUTIVE OFFICE	2,963,652	1,571,401	15,454,382	400,400	17,426,183	20,389,835	156,400
MS STATE CHEMICAL LAB	1,540,135	0	(170,100)	170,100	0	1,540,135	170,100
MS WATER RESOURCES INST	120,679	0	(9,200)	9,200	0	120,679	9,200
MS LAW RESEARCH INST	725,105	174,029	20,000	35,000	229,029	954,134	35,000
MS MINERAL RESOURCES INST	571,281	2,158,651	362,581	25,300	2,546,532	3,117,813	25,300
RESEARCH INST PHARM SCIENCE	4,866,714	1,829,114	1,697,980	105,800	3,632,894	8,499,608	105,800
GULF COAST RESEARCH LAB	3,698,928	4,609,510	1,642,342	207,000	6,458,852	10,157,780	207,000
SUPERCOMPUTER	1,956,317	0	0	0	0	1,956,317	0
MS POLYMER INSTITUTE	604,362	0	122,700	0	122,700	727,062	0
JSU - URBAN RESEARCH CTR	390,206	0	0	0	0	390,206	0
MS SMALL BUSINESS DEV CTR	530,460	846,126	0	0	846,126	1,376,586	0
USM - STENNIS CTR FOR HL	501,179	0	0	0	0	501,179	0
COMM ON VOLUNTEER SERVICES	110,912	4,862,600	168,670	97,000	5,128,270	5,239,182	97,000
MSU - INSTITUTE FOR GOVT	336,149	0	(69,000)	69,000	0	336,149	69,000
MS SPACE COMMERCE INITIATIVE	2,000,000	3,000,000	(3,000,000)	0	0	2,000,000	0
IHL - GENERAL SUPPORT CONS	314,496,652	19,154,431	280,791,029	57,432,854	357,378,314	671,874,966	44,603,908
STUDENT FINANCIAL AID	23,357,316	216,190	2,570,050	4,553,337	7,339,577	30,696,893	718,611
UNIV RESEARCH CTR & MAINT	3,882,543	0	942,379	564,412	1,506,791	5,389,334	564,412
COLLEGE OF VETERINARY MED	10,063,593	0	2,720,000	1,850,000	4,570,000	14,633,593	1,250,000
UM - MEDICAL CTR CONS	151,170,980	36,406,999	327,616,551	7,007,233	371,030,783	522,201,763	6,144,233
MS COOPERATIVE EXT SERVICE	22,585,523	9,305,178	3,230,086	1,527,515	14,062,779	36,648,302	1,521,476
MS AGRIC & FORESTRY EXP STA	21,741,175	3,577,077	2,830,897	1,738,110	8,146,084	29,887,259	1,522,660
FOREST PRODUCTS UTIL LAB	5,360,215	618,284	91,045	791,051	1,500,380	6,860,595	751,648
ASU - AGRICULTURAL PRGS	4,382,983	0	100,000	2,031,523	2,131,523	6,514,506	2,031,523
TOTAL IHL	557,040,980	69,278,159	620,892,037	77,496,035	767,666,231	1,324,707,211	59,108,471
ARTS COMMISSION	1,780,193	465,042	8,000	450,000	923,042	2,703,235	450,000
WILDLIFE - PROJECT WILD	49,665	0	0	125,335	125,335	175,000	125,335
PUB SCH BUILD FUND DIVERSION	0	0	10,000,000	10,000,000	20,000,000	20,000,000	10,000,000
TOTAL	\$2,032,959,206	\$496,294,893	\$830,406,814	\$404,566,495	\$1,731,268,202	\$3,764,227,408	\$325,834,071

REAPPROPRIATIONS FISCAL YEAR 1999							
IHL - SUPPORT	0	0	455,500	0	455,500	455,500	0
JUNIOR COLLEGE - SUPPORT:	0	0	0	750,000	750,000	750,000	0

**FY 2000 Health Care Expendable Fund
Appropriation of Tobacco Funds
(For Information Only)**

<u>Program</u>	<u>Amount</u>	<u>Recipient</u>
Medicaid Expansion	\$ 9,500,000	Medicaid Division
CHIP Program	7,500,000	Medicaid Division
Home and Community based Waiver	4,795,000	Medicaid Division
Dental Fee Increase of 60%	2,200,000	Medicaid Division
Disabled Workers Buy-in	1,835,000	Medicaid Division
Eye Glasses	1,700,000	Medicaid Division
Miscellaneous	300,000	Medicaid Division
Trauma Care System	6,000,000	Health Department
Miss. Qualified Health Center Grant Program	4,000,000	Health Department
Maternal & Child Health Program	1,400,000	Health Department
Mental Health (Various Programs)	7,500,000	Mental Health
Rehabilitation Services (Various Programs)	2,200,000	Rehabilitation Service
Vision Testing	250,000	Education
Administrative Costs, FY 1999 through FY 2000	25,000 ¹	Treasury Department
Administrative Costs, FY 2000	<u>157,700</u>	Treasury Department
Total	<u>\$ 49,362,700</u>	

¹ An additional appropriation of \$25,000, effective from and after passage through June 30, 2000, was appropriated to the Treasury Department for administrative expenses in FY 1999 and 2000.